



ENSIGN ENERGY SERVICES INC. MANAGEMENT INFORMATION CIRCULAR

For the fiscal year ended December 31, 2024

Dated March 28, 2025



NOTICE OF THE ANNUAL GENERAL MEETING OF SHAREHOLDERS OF ENSIGN ENERGY SERVICES INC.

Date, Time and Location:	The annual general meeting (the "Meeting") of the shareholders ("Shareholders") of Ensign Energy Services Inc. (the "Company") will be held on Friday, May 9, 2025, at 3:00 p.m. (Calgary time) at the Calgary Petroleum Club, 319 - 5th Avenue S.W., Calgary, Alberta.
Items of Business:	<p>The Meeting is being held for the following purposes:</p> <ol style="list-style-type: none"> 1. To receive the consolidated financial statements of the Company for the fiscal year ending December 31, 2024, together with the auditor's report thereon; 2. To elect Directors to hold office until the close of the next annual meeting; 3. To appoint auditors of the Company for the ensuing fiscal year to hold office until the close of the next annual meeting; 4. To approve, on a non-binding advisory basis, the Company's approach to executive compensation, as described in the accompanying Information Circular (the "Circular"); and 5. To transact such other business as may be properly brought before the Meeting or any adjournment thereof. <p>The specific details of the matters proposed to be put before the Meeting are set forth in the Circular.</p> <p>Shareholders who cannot attend the Meeting are urged to complete, sign and date the enclosed form of proxy (the "Instrument of Proxy"). The Instrument of Proxy has been mailed to all Shareholders of record and a voting instruction form has been delivered to non-objecting beneficial owners of common shares. Proxies are to be submitted to the Company as set out therein. The deadline for receipt of proxies is 3:00 p.m. (Calgary time) on Wednesday, May 7, 2025.</p>
Who Can Vote:	Only Shareholders of record as of the close of business on March 20, 2025 (the "Record Date") are entitled to receive notice of the Meeting. Shareholders of record will be entitled to vote those common shares of the Company (the "Common Shares") included in the list of Shareholders entitled to vote at the Meeting prepared as at the Record Date, unless any such Shareholder transfers their Common Shares after the Record Date and the transferee of those Common Shares establishes that they own the Common Shares and demand, not later than the close of business 10 days before the Meeting, that the transferee's name be included in the list of Shareholders entitled to vote at the Meeting, in which case such transferee shall be entitled to vote such Common Shares at the Meeting.
How to Vote:	<p>Beneficial Shareholders (being Shareholders who hold their Common Shares through a broker, investment dealer, bank, trust company, custodian, nominee or other intermediary) who have not duly appointed themselves as proxyholder will be able to attend the Meeting as guests, but guests will not be able to vote at the Meeting. Shareholders that usually vote by proxy ahead of the Meeting will be able to do so in the normal way as described below.</p> <p>Shareholders who wish to appoint a person other than the management designees identified on the enclosed Instrument of Proxy or voting instruction form to represent him, her or it at the Meeting may do so by inserting such other person's name in the blank space provided in the Instrument of Proxy or voting instruction form and following the instructions for submitting such Instrument of Proxy or voting instruction form.</p>

DATED at the City of Calgary, in the Province of Alberta, this 20th day of March, 2025.

BY ORDER OF THE BOARD OF DIRECTORS



Robert H. Geddes
President & Chief Operating Officer

Important Notice regarding Proxy Materials and Notice and Access Procedures

The Company has elected to use the notice-and-access provisions under National Instrument 54-101 – *Communications with Beneficial Owners of Securities of a Reporting Issuer* and National Instrument 51-102 – *Continuous Disclosure Obligations* (“**Notice-and-Access**”) for distribution of the meeting materials to Beneficial Shareholders (as defined herein). Notice-and-Access allows the Company to post electronic versions of its proxy-related materials on the System for Electronic Document Analysis and Retrieval (“**SEDAR+**”) and on its website, rather than mailing paper copies to Beneficial Shareholders. Beneficial Shareholders will still receive a Notice of Meeting and an Instrument of proxy (or voting instruction form, if applicable) and may choose to receive a paper copy of the meeting materials in accordance with the instructions set forth below. Registered Shareholders (i.e. a Shareholder whose name appears on the records of the Company) will receive a paper copy of the Notice of Meeting, this Circular and an Instrument of Proxy.

The Company will not be sending proxy-related materials directly to non-objecting Beneficial Shareholders. The Company intends to pay for intermediaries to deliver proxy-related materials to objecting Beneficial Shareholders.

The meeting materials will be available on the Company's website at www.ensignenergy.com as of March 31, 2025. The meeting materials will also be available under the Company's profile on SEDAR+ at www.sedarplus.ca as of March 31, 2025. The use of this alternative means of delivery is more environmentally friendly as it will help reduce paper use and it will also reduce the Company's printing and mailing costs. Shareholders are reminded to review the meeting materials prior to voting.

Any Shareholder who wishes to receive a paper copy of the meeting materials, at no cost to them, may request copies from the Company at 400 – 5th Ave. S.W., Suite 1000, Calgary, Alberta, T2P 0L6, Fax: (403) 262-8215, Toll Free: 1 (877) 262-1361 or by email at ir@ensignenergy.com. A Shareholder may also use this toll-free number to obtain additional information regarding the Notice-and-Access process.

Requests for paper copies should be made as soon as possible, but must be received no later than April 8, 2025 in order to allow sufficient time for Shareholders to receive and review the meeting materials and return the Instrument of Proxy or voting instruction form prior to the proxy deadline. Shareholders who are unable to participate in the Meeting are requested to complete, date and sign the enclosed Instrument of Proxy (or voting instruction form, as applicable) and return it, in the envelope provided, to Computershare Trust Company of Canada, 100 University Avenue, 8th Floor, Toronto, Ontario, M5J 2Y1, or otherwise instructed therein, so that it is received no later than 3:00 p.m. (Calgary time) on Wednesday May 7, 2025.

TABLE OF CONTENTS

SECTION 1 – PROXY INFORMATION	7
Record Date	7
Designation of Persons Other Than Those Set Forth in the Instrument of Proxy	7
Beneficial Holders of Shares	7
Voting of Common Shares Represented by Proxies	8
Revocation of Proxies	8
SECTION 2 – PARTICULARS OF MATTERS TO BE DISCLOSED OR ACTED UPON	9
Number of Directors	9
Director Retirement Policy	9
Election of Directors	9
Board Chairperson	10
Director Information Tables	10
Majority Director Voting	19
Committees	19
Meetings of the Board of Directors and its Committees During 2024	20
Director Tenure	20
No Common Outside Boards	20
Director Equity Ownership Requirement	20
Additional Disclosures Regarding Director Nominees	22
Appointment of Auditors	23
Advisory Vote on Executive Compensation (“Say on Pay”)	23
Interest of Certain Persons or Companies in Matters to be Acted Upon	24
SECTION 3 – COMPENSATION DISCUSSION AND ANALYSIS	25
Letter to Shareholders from the Compensation Committee	25
Compensation Discussion & Analysis	27
Board of Directors Oversight and the Compensation Committee	27
Compensation Committee Mandate	28
Compensation Philosophy, Principles and Objectives	29
Risk Considerations of Executive Compensation	29
Compensation Benchmarking Peer Group	32
Performance Peer Group – Performance Share Unit Plan	33
NEO Compensation Components – Summary	34
NEO Compensation Components – Detailed Description	35
Compensation Component 1 – Base Annual Salary (or consulting fee)	35

Compensation Component 2 – Annual Bonus Plan (“ABP”)	35
Compensation Component 3 – Performance Share Units (“PSUs”)	38
Compensation Component 4 – Stock Options	41
Other Compensation	43
Performance Graph	43
2024 Compensation and Pay Mix	45
Compensation Objective Supported	47
2024 Performance of the NEO’s	48
2024 Annual Bonus Calculation – Cash Award	49
PSUs – Achievement of Performance Metrics (2021 Award, paid in 2024)	49
2024 Stock Option Grants	50
Looking Ahead to 2025	50
Summary Compensation Table	50
Outstanding Share-Based Awards and Option-Based Awards	53
Payout in 2025 of Matured 2022 PSU Awards	53
Calculation of Payout Multiplier	54
Incentive Plan Awards – Value Vested or Earned During the Year	54
Pension Plan Benefits	55
Termination and Change of Control Benefits	55
Executive Equity Ownership Policy	57
SECTION 4 – DIRECTOR COMPENSATION	59
Director Compensation Philosophy and Objectives	59
Non-Management Directors – Retainers and Fees:	60
Equity-Based Compensation – DSU Plan	60
2024 Director Summary Compensation Table	61
Directors Fees – Breakdown	63
Directors’ Outstanding Share-Based Awards	63
Directors’ Incentive Plan Awards – Value Vested or Earned During the Year	64
SECTION 5 – STATEMENT OF CORPORATE GOVERNANCE PRACTICES	66
Director Independence	66
Lead Director	67
Other Issuer Directorships	68
“In Camera” Sessions of the Independent Directors	68
2024 Board and Committee Meeting Attendance	69
Board Mandate	69
Committees and Committee Composition	70

Director Skills and Experience	70
Director Orientation	72
Director Continuing Education	72
Director Term Limits	73
Diversity Policy	74
Ethical Business Conduct	75
Independent Judgment of Directors	76
Nomination of Directors	76
Director and Officer Compensation	77
Board, Board Member and Committee Assessments	77
Mandatory Share Ownership – Directors and Officers	78
Communications Policy	78
Board Approvals and Structure	78
SECTION 6 – STOCK OPTION PLAN	78
Equity Compensation Plan Information As At December 31, 2024	80
SECTION 7 – OTHER INFORMATION	81
Voting Securities and Principal Holders Thereof	81
Interest of Informed Persons in Material Transactions	82
Indebtedness of Directors and Executive Officers	82
Management Contracts	82
Other Matters	82
Additional Information	83



FOR THE ANNUAL GENERAL MEETING OF SHAREHOLDERS TO BE HELD ON FRIDAY, May 9, 2025

This Management Information Circular (the “**Circular**”) is dated March 20, 2025.

The information contained in this Circular is furnished in connection with the solicitation of proxies by the management of Ensign Energy Services Inc. (the “**Company**”) for use at the 2025 annual general meeting (the “**Meeting**”) of the holders (“**Shareholders**”) of common shares of the Company (the “**Common Shares**”) to be held at the Calgary Petroleum Club, 319 - 5th Avenue S.W., Calgary, Alberta, on Friday, the 9th day of May, 2025, at 3:00 p.m. (Calgary time), and at any adjournments thereof, for the purposes set out in the accompanying Notice of the Annual General Meeting (the “**Notice**”). It is expected that the solicitation of proxies will be primarily online, by telephone or by mail. The cost of any such solicitation will be borne by the Company.

SECTION 1 – PROXY INFORMATION

Record Date

The persons entitled to attend and vote at the Meeting or to be represented thereat by proxy are those Shareholders of record at the close of business on March 20, 2025 (the “**Record Date**”). Shareholders of record will be entitled to vote those Common Shares included in the list of Shareholders entitled to vote at the Meeting prepared as at the Record Date, unless any such Shareholder transfers his or her Common Shares after the Record Date and the transferee of those Common Shares establishes that he or she owns the Common Shares and demands, not later than 10 days before the Meeting, that the transferee's name be included in the list of Shareholders entitled to vote at the Meeting, in which case only such transferee shall be entitled to vote such Common Shares at the Meeting.

Designation of Persons Other Than Those Set Forth in the Instrument of Proxy

The persons named in the enclosed Instrument of Proxy to represent a Shareholder are directors and/or officers of the Company. **A Shareholder who chooses to vote by submitting an Instrument of Proxy has the right to appoint a person or company, who need not be a Shareholder of the Company, to represent such Shareholder at the Meeting other than the persons designated in the Instrument of Proxy furnished with this Circular. Such right may be exercised by inserting in the blank space provided in the Instrument of Proxy the name of the person or company to be designated or by completing another Instrument of Proxy and, in either case, delivering the resulting Instrument of Proxy to the Secretary of the Company, care of Computershare Trust Company of Canada, 100 University Avenue, 8th Floor, Toronto, Ontario, M5J 2Y1, not later than 3:00 p.m. (Calgary time) on Wednesday, May 7, 2025.**

Beneficial Holders of Shares

The information set forth in this section is of significant importance to many Shareholders as a substantial number of the Shareholders do not hold Common Shares in their own name. Shareholders who do not hold their Common Shares in their own name (referred to herein as “**Beneficial Shareholders**”) should note that only proxies deposited by Shareholders whose names appear on the records of the Company as the registered holders of Common Shares can be recognized and acted upon at the Meeting.

If Common Shares are listed in an account statement provided to a Shareholder by a broker, then in almost all cases those Common Shares will not be registered in the Shareholder's name on the records of the Company. Such Common Shares will more likely be registered under the name of the Shareholder's broker or an agent of that broker. In Canada, the vast majority of such shares are registered under the name of CDS & Co. (the registration name for The Canadian Depository for Securities Limited, which acts as nominees for many Canadian brokerage firms). Common Shares held by brokers or their nominees can only be voted (for or against resolutions) upon the instructions of the Beneficial Shareholder. Without specific instructions, the broker/nominees are prohibited from voting Common Shares for their clients. The Company does not know for whose benefit the Common Shares registered in the name of CDS & Co. are held.

Applicable regulatory policy requires intermediaries/brokers to seek voting instructions from Beneficial Shareholders in advance of shareholders meetings. Every intermediary/broker has its own mailing procedures and provides its own return instructions, which should be carefully followed by Beneficial Shareholders in order to ensure that their Common Shares are voted at the Meeting. Often, the form of proxy supplied to a Beneficial Shareholder by its broker is identical to the Instrument of Proxy provided to registered Shareholders. However, its purpose is limited to instructing the registered Shareholder how to vote on behalf of the Beneficial Shareholder.

The majority of brokers now delegate responsibility for obtaining instructions from clients to Broadridge Financial Solutions, Inc. ("**Broadridge**"). Broadridge typically mails or otherwise transmits a scannable voting instruction form ("**VIF**") in lieu of the Instrument of Proxy. The Beneficial Shareholder is requested to complete and return the VIF to Broadridge by mail, email or facsimile. Alternatively, the Beneficial Shareholder can call a toll-free telephone number provided by Broadridge to vote the Common Shares held by the Beneficial Shareholder. Broadridge then tabulates the results of all instructions received and provides appropriate instructions respecting the voting of Common Shares to be represented at the Meeting. A Beneficial Shareholder receiving a VIF cannot use that VIF to vote Common Shares directly at the Meeting because the VIF must be returned as directed by Broadridge in advance of the Meeting in order to have the Common Shares voted.

Voting of Common Shares Represented by Proxies

The Common Shares represented by proxy will be voted for, against, or withheld from voting, in accordance with the instructions of the Shareholder on any ballot that may be called for, and if the Shareholder specifies a choice with respect to any matter to be acted upon, the Common Shares will be voted accordingly. If no choice is specified, the Common Shares represented by a proxy for the Meeting will be voted **for** the resolution on any particular resolution.

The enclosed Instrument of Proxy confers discretionary authority upon the persons named therein with respect to amendments or variations of any resolution voted upon at the Meeting and with respect to other matters which may properly be brought before the Meeting or any adjournment thereof. At the time of printing this Circular, management of the Company knows of no such amendment, variation or other matter.

Revocation of Proxies

A Shareholder who has given a proxy may revoke the proxy, at any time prior to the exercise thereof. If a person who has given a proxy attends the Meeting, such person may revoke the proxy by voting at the Meeting. In addition to revocation in any other manner permitted by law, a proxy may be revoked by

instrument in writing executed by the Shareholder or by his or her attorney authorized in writing, or if the Shareholder is a company, under its corporate seal by an officer or attorney thereof duly authorized. The revocation of proxy must be deposited with the Corporate Secretary of the Company, care of Computershare Trust Company of Canada, 100 University Avenue, 8th Floor, Toronto, Ontario, M5J 2Y1, or at the corporate office of the Company at 400 - 5th Avenue S.W., Suite 1000, Calgary, Alberta, T2P 0L6, at any time up to and including the last business day preceding the day of the Meeting, or any adjournment thereof, at which the proxy is to be used, or with the Chairman of such Meeting on the date of the Meeting or any adjournment thereof, and upon any of such deposits, the proxy is revoked.

SECTION 2 – PARTICULARS OF MATTERS TO BE DISCLOSED OR ACTED UPON

To the knowledge of management of the Company, the only matters to be placed before the Meeting are those matters set forth in the Notice.

The resolutions relating to the Election of Directors and the Appointment of Auditors are ordinary resolutions and must be approved by in excess of 50 percent of the votes cast by the Shareholders, present in person or represented by proxy, at the Meeting.

Number of Directors

The affairs of the Company are managed by a Board of Directors who are elected annually for a one year term at each annual meeting of Shareholders and who hold office until the next annual meeting, or until their successors are duly elected or appointed or until a Director vacates his or her office or is replaced in accordance with the bylaws of the Company. The Articles of the Company provide that the Board of Directors shall consist of not less than three nor more than 15 persons. The Board of Directors is currently composed of 10 persons, two of whom are retiring from the Board upon conclusion of their current term.

Director Retirement Policy

Directors who have attained their 78th birthday may not, unless all of the remaining Board members agree to a specific exception, stand for election as a Director of the Company (the “**Director Retirement Policy**”).

Election of Directors

The Board of Directors presently consists of 10 Directors. It is proposed for the forthcoming year, the Board of Directors be made up of eight Directors, composed of the following current Directors:

Donna Carson	Gary W. Casswell	N. Murray Edwards (Chair)
Robert H. Geddes	Darlene J. Haslam	Len O. Kangas
Karl A. Ruud	Barth E. Whitham	

James B. Howe and Cary A. Moomjian, Jr. will retire from the Board effective at the Meeting on May 9, 2025. The Company's Board and management are grateful for their service, guidance and contributions, over the combined past 48 years, and extend their best regards to them in retirement.

The persons named herein have been nominated for election and have consented to such nomination. The current Board of Directors recommends that each of the nominees be elected to serve as Directors of the Company, to hold office until the next annual meeting of Shareholders or until such person's successor is elected or appointed. As you will note from the enclosed Instrument of Proxy or VIF, Shareholders may vote for each Director individually. In addition, the Company has adopted a majority director voting policy, described below. **If no choice is specified, the Common Shares represented by a proxy for the Meeting will be voted FOR the election of each of these nominees.**

Board Chairperson

The current Board of Directors has confirmed that Mr. N. Murray Edwards will, subject to his re-election as a Director, be re-appointed by the Board of Directors as Chairman of the Board of Directors. Each such Director's confirmation and Mr. Edwards' re-appointment as Chairman are subject to his or her election or re-election as a Director by the Shareholders at the Meeting.

Director Information Tables

The following tables set forth selected information for each of the proposed Directors, together with his or her age, principal place of residence, principal occupation, principal directorships with other boards, date first elected or appointed as a Director of the Company, whether the nominee qualifies as independent, the Committee(s) of the Board on which the nominee serves, the number of Common Shares beneficially owned, or controlled or directed by each proposed nominee as at March 20, 2025 and the attendance records for both Board and Committee meetings held in 2024. The age of each Director is reported as of the date scheduled for the Meeting (May 9, 2025). All nominees are currently Directors of the Company. Certain of this information, not being within the knowledge of the Company, has been furnished by the respective nominees.


**N. Murray Edwards
(Chairman)**

Age: 65

St. Moritz, Switzerland

Director since: October 1989

*Non-independent –
management (Chairman
of the Company)*

Mr. Edwards is an investor and corporate director. Prior to December 2015, he was the President of Edco Financial Holdings Ltd, a private management and consulting company. He is currently a director and Chairman of Canadian Natural Resources Limited, a publicly traded company and one of the largest independent crude oil and natural gas producers in the world, and a director and Chairman of Magellan Aerospace Corporation, also a publicly traded company. He has a B. Comm. from the University of Saskatchewan (Great Distinction) and an LL.B. (Honours) from the University of Toronto. In 2007, the business school at the University of Saskatchewan was re-named the “N. Murray Edwards School of Business” in recognition of his support of the school. He has been awarded several honorary Doctor of Laws degrees from prominent Canadian universities, including from the University of Calgary (2004), the University of Saskatchewan (2011), and the University of Toronto (2013), in each case in recognition of his achievements in business and support of educational, cultural and community organizations and institutions.

Board/Committee Membership: ⁽¹⁾		2024 Attendance:	Public Board Memberships:	
Member of the Board		5/5 (100%)	Canadian Natural Resources Limited	1988 to present
As Chairman of the Company and therefore not an independent director, Mr. Edwards may attend all meetings of Board Committees but as a non-voting participant only.			Magellan Aerospace Corporation	1995 to present
Voting Results of 2024 AGM:		Number of Votes:		% of Votes:
Votes For		99,919,591		99.18
Votes Withheld		823,124		0.82
Total Compensation Earned in 2024: ⁽²⁾		Common Shares/ DSUs Held (directly and indirectly) as at March 20, 2025:		
Value	Common Shares / DSUs	Total Holdings (Common Shares and DSUs)		Meets Minimum Shareholding Requirement ⁽³⁾
\$1,710,775	43,060,656 / N/A	43,060,656		Yes
Options Held as at March 20, 2025:				
Number	Average Weighted Exercise Price	Exercisable in-the-Money Option Value		Un-Exercisable in-the-Money Option Value
780,000	\$2.58	\$283,200		\$495,600



Donna Carson
CIRP, LIT, CPA, CGA

Age: 59

Calgary, Alberta, Canada

Director since: December 2023

Independent

Ms. Carson received her designation as a CGA accountant in 1992 and has over 33 years of experience in her current role, as well as several years with various oilfield service companies, including a prior tenure with the Company. Currently, Ms. Carson, CIRP, LIT, CPA, CGA, is a Senior Vice-President at MNP Ltd., an accounting and business advisory firm, and sits on the Board of Directors for Money Mentors. She brings a wealth of experience in accounting, strategic business planning and risk oversight.

Board/Committee Membership: ⁽¹⁾		2024 Attendance:	Public Board Memberships:
Member of the Board		5/5 (100%)	None
Member of the Audit Committee		4/4 (100%)	
Member of the Corporate Governance, Nominations & Risk Committee		4/4 (100%)	
Voting Results of 2024 AGM:		Number of Votes:	% of Votes:
Votes For		100,459,886	99.72
Votes Withheld		282,829	0.28
Total Compensation Earned in 2024: ⁽⁴⁾	Common Shares / DSUs Held (directly and indirectly) as at March 20, 2025:		
Value	Common Shares / DSUs	Total Holdings (Common Shares and DSUs)	Meets Minimum Shareholding Requirement ^{(5) (6)}
\$167,500	17,443 / 42,443	59,886	N/A

**Gary W. Casswell**

Age: 72

Montgomery, Texas,
USADirector since:
December 2017*Independent*

Mr. Casswell is a retired businessman with over 40 years of experience in the onshore and offshore drilling industries. His industry career most recently included tenure as the President & Chief Executive Officer of Northern Offshore Ltd, a Bermuda based offshore drilling company, listed on the Oslo Bors stock exchange. Prior to that, Mr. Casswell acted as the Vice President of Eastern Hemisphere Operations for Pride International, a Houston, Texas-based drilling company that was acquired by Ensco plc (now called Valaris Limited) in 2011. Mr. Casswell has lived and worked extensively throughout the Middle East, including Kuwait, Saudi Arabia and Oman, and has extensive experience in the United States land drilling market. Mr. Casswell currently serves as Chairman of the board of directors for Northern Ocean Ltd, and previously as Chairman of the Board for Northern Drilling Ltd., previously listed on the Oslo Bors stock exchange. Mr. Casswell has served with the International Association of Drilling Contractors (IADC) and received an IADC Exemplary Service Award in 2007. He obtained a Bachelor of Science degree in Business Administration from the University of California, Long Beach in 1980 and is a member of the Society of Petroleum Engineers.

Board/Committee Membership: ⁽¹⁾		2024 Attendance:	Public Board Memberships:	
Member of the Board		5/5 (100%)	<i>Northern Drilling Ltd.</i>	2017 to 2024
Member of the Corporate Governance, Nominations & Risk Committee		4/4 (100%)	<i>Northern Ocean Ltd.</i>	2020 to present
Chair of the Health, Safety & Environment Committee		4/4 (100%)		
Voting Results of 2024 AGM:		Number of Votes:		% of Votes:
Votes For		96,430,266		95.72
Votes Withheld		4,312,449		4.28
Total Compensation Earned in 2024: ⁽⁴⁾	Common Shares / DSUs Held (directly and indirectly) as at March 20, 2025:			
Value	Common Shares / DSUs	Total Holdings (Common Shares and DSUs)	Meets Minimum Shareholding Requirement ⁽⁵⁾	
\$176,000	59,231 / 262,475	321,706	Yes	



Robert H. Geddes
P. Eng

Age: 68

Calgary, Alberta, Canada

Director since: March 2007

Non-independent – management (President & Chief Operating Officer of the Company)

Mr. Geddes has been with the Ensign group of companies since 1991 and is currently the President & Chief Operating Officer of the Company, a position he has held since January 1, 2007. He acted as Contracts Manager from 1991 to 1999, Vice President Canadian Drilling from 1999 to 2004 and President Canadian Operations, from 2004 to December 31, 2006. He is a past chairman of the Canadian Association of Energy Contractors (CAOEC), is a past Chair of the International Association of Drilling Contractors (IADC) and a member of the Association of Professional Engineers, Geologists and Geophysicists of Alberta (APEGGA). He holds a B.Sc. in Mechanical Engineering from the University of Alberta.

Board/Committee Membership: ⁽¹⁾		2024 Attendance:	Public Board Memberships:
Member of the Board		5/5 (100%)	None
As President & COO of the Company and therefore not an independent director, Mr. Geddes may attend all meetings of Board Committees but as a non-voting participant only.			
Voting Results of 2024 AGM:		Number of Votes:	% of Votes:
Votes For		99,219,975	98.49
Votes Withheld		1,522,740	1.51
Total Compensation Earned in 2024: ⁽²⁾	Common Shares / DSUs Held (directly and indirectly) as at March 20, 2025:		
Value	Common Shares / DSUs	Total Holdings (Common Shares and DSUs)	Meets Minimum Shareholding Requirement ⁽³⁾
\$2,997,978	1,914,300 / N/A	1,914,300	Yes
Options Held as at March 20, 2025:			
Number	Average Weighted Exercise Price	Exercisable in-the-Money Option Value	Un-Exercisable in-the-Money Option Value
690,000	\$2.58	\$70,800	\$495,600



Darlene J. Haslam
CPA, CA, ICD.D

Age: 59
Calgary, Alberta, Canada

Director since: March 2022

Independent

Ms. Haslam operated a private accounting practice providing accounting consulting services to small and medium-sized businesses and brings over 32 years of experience. She is a Chartered Accountant and Certified Public Accountant, and holds the ICD.D designation from the Institute of Corporate Directors. From 2019 until January 2022, Ms. Haslam was a member of the Board of Directors and Chair of the Audit Committee of a private biotechnology company specializing in messenger RNA (mRNA) vaccine therapies. She was the past Chair of the Board of Directors of the Alberta Children's Hospital Foundation, where she has served as a director since 2013. Ms. Haslam has a Bachelor of Commerce from the University of Calgary.

Board/Committee Membership: ⁽¹⁾		2024 Attendance:	Public Board Memberships:
Member of the Board		5/5 (100%)	None
Chair of the Audit Committee		4/4 (100%)	
Member of the Health, Safety & Environment Committee		4/4 (100%)	
Voting Results of 2024 AGM:		Number of Votes:	% of Votes:
Votes For		100,127,421	99.39
Votes Withheld		615,294	0.61
Total Compensation Earned in 2024: ⁽⁴⁾	Common Shares / DSUs Held (directly and indirectly) as at March 20, 2025:		
Value	Common Shares / DSUs	Total Holdings (Common Shares and DSUs)	Meets Minimum Shareholding Requirement ^{(5) (6)}
\$185,500	15,000 / 100,713	115,713	N/A

**Len O. Kangas**

Age: 76

Red Deer,
Alberta, CanadaDirector since:
June 1990*Independent*

Mr. Kangas is a retired businessman and oilfield marketing consultant with over 40 years of experience in oilfield servicing, transportation and related businesses. He was the President of Mar-Len Enterprises Trucking & Rental Company, from 1992 until 2006. He has also served on a number of community and non-profit boards.

Board/Committee Membership: ⁽¹⁾		2024 Attendance:	Public Board Memberships:
Member of the Board		5/5 (100%)	None
Chair of the Corporate Governance, Nominations & Risk Committee		4/4 (100%)	
Member of the Health, Safety & Environment Committee		4/4 (100%)	
Lead Director			
Voting Results of 2024 AGM:		Number of Votes:	% of Votes:
Votes For		94,864,782	94.17
Votes Withheld		5,877,933	5.83
Total Compensation Earned in 2024: ⁽⁴⁾	Common Shares / DSUs Held (directly and indirectly) as at March 20, 2025:		
Value	Common Shares / DSUs	Total Holdings (Common Shares and DSUs)	Meets Minimum Shareholding Requirement ⁽⁵⁾
\$180,000	79,232 / 277,415	356,647	Yes

**Karl A. Ruud**

Age: 71

Calgary, Alberta, Canada

Director since: November 2023

Independent

Mr. Ruud previously held the position of President and Chief Executive Officer and was a Director of Akita Drilling Ltd., a North American land drilling contractor, for over 10 years until his retirement in 2021. He has also served as a director and for two tenures as Chairman of the Canadian Association of Energy Contractors ("CAOEC") for a combined 20 years of service. Mr. Ruud has a Bachelor of Commerce from the University of Alberta.

Board/Committee Membership: ⁽¹⁾		2024 Attendance:	Public Board Memberships:
Member of the Board		5/5 (100%)	None
Member of the Corporate Governance, Nominations & Risk Committee		4/4 (100%)	
Member of the Health, Safety & Environment Committee		4/4 (100%)	
Voting Results of 2024 AGM:		Number of Votes:	% of Votes:
Votes For		100,459,791	99.72
Votes Withheld		282,924	0.28
Total Compensation Earned in 2024: ⁽⁴⁾	Common Shares / DSUs Held (directly and indirectly) as at March 20, 2025:		
Value	Common Shares / DSUs	Total Holdings (Common Shares and DSUs)	Meets Minimum Shareholding Requirement ^{(5) (6)}
\$165,500	N/A / 46,596	46,596	N/A

**Barth E. Whitham**

Age: 68

Denver, Colorado,
USADirector since:
March 2007*Independent*

Since 2004, Mr. Whitham has been the President & Chief Executive Officer of Enduring Resources, LLC, a private Denver-based company with exploration and production operations onshore United States. He also serves as a director for that company. In 1991, he co-founded Westport Oil and Gas, which went public as Westport Resources Corp., an upstream energy company listed on the NYSE, and served as its President & Chief Operating Officer from 1991 until 2004, when it merged with Kerr McGee / Anadarko Petroleum Corporation. He also served on the Board of Directors for Westport Resources Corp. Prior to Westport, Mr. Whitham worked extensively in the upstream United States, international and offshore energy industry in project planning, development and operations. He has a B.Sc. in Engineering and an M.Sc. in Economics, both from the Colorado School of Mines, and is a Registered Professional Engineer. Mr. Whitham serves as Chairman for Intrepid Potash, Inc. (IPI:NYSE), where he also serves on the compensation committee and the audit committee. Mr. Whitham also serves as a director for Jonah Energy LLC, a private natural gas producer with operations primarily in Wyoming. He is a director and past chair of Children's Hospital Colorado and its Health System. He is a director for the US Bank Group Frontier.

Board/Committee Membership: ⁽¹⁾		2024 Attendance:	Public Board Memberships:	
Member of the Board		5/5 (100%)	Intrepid Potash, Inc.	2008 – present
Member of the Audit Committee		4/4 (100%)		
Member of the Compensation Committee		5/5 (100%)		
Voting Results of 2024 AGM:		Number of Votes:		% of Votes:
Votes For		100,177,171		99.44
Votes Withheld		565,544		0.56
Total Compensation Earned in 2024: ⁽⁴⁾	Common Shares / DSUs Held (directly and indirectly) as at March 20, 2025:			
Value	Common Shares / DSUs	Total Holdings (Common Shares and DSUs)	Meets Minimum Shareholding Requirement ⁽⁵⁾	
\$173,500	3,113,879 / 26,891	3,140,770	Yes	

(1) As at December 31, 2024 and the date hereof.

(2) For further details on the compensation earned by the Chairman and the President & Chief Operating Officer of the Company, please see the section of this Circular entitled "Compensation Discussion and Analysis".

(3) For further details on the minimum shareholding requirement for the Chairman and the President & Chief Operating Officer of the Company, please see the section of this Circular entitled "Compensation Discussion and Analysis – Executive Share Ownership Policy".

(4) For further details on the compensation earned by Directors, please see the section of this Circular entitled "Director Compensation".

(5) For further details on the minimum shareholding requirement applicable to Directors who are not members of Management, please see the section of this Circular entitled "Director Equity Ownership Requirement".

(6) Ms. Haslam has until March 2027 to meet the Company's share ownership requirement. Ms. Carson and Mr. Ruud have until March 2028 to meet the Company's share ownership requirement.

"Independent" in the tables above refers to the standards of independence established under Section 1.2 of the Canadian Securities Administrators' National Instrument 58-101 – *Disclosure of Corporate Governance Practices*.

Majority Director Voting

In 2008, the Board adopted a policy whereby the election of director nominees by shareholders in an uncontested election shall be by majority vote. A director nominee who receives less than 50 percent of the votes cast in favour of the election of the director nominee shall forthwith submit to the Board his or her resignation, to take effect upon acceptance by the Board. The Board shall exercise discretion in considering any such resignation of the director nominee. If it is deemed to be in the best interests of the Company and the Shareholders, and absent any extenuating circumstances deemed by the Board to exist, the Board shall accept such resignation within 90 days of having received the resignation of the director nominee.

In 2016, this policy was updated to include the following additional requirements:

- A director who tenders a resignation pursuant to the policy will not participate in any meeting of the board or any sub-committee of the board at which the resignation is considered;
- A news release will be promptly issued with the board's decision regarding the tendered resignation of the director;
- A copy of the news release with the board's decision will be provided to the Toronto Stock Exchange (the "TSX"); and
- If the board determines not to accept a resignation, the news release must fully state the reasons for that decision.

Committees

The Board of Directors currently has four Committees:

1. *Audit Committee;*
2. *Compensation Committee;*
3. *Corporate Governance, Nominations & Risk Committee; and*
4. *Health, Safety & Environment Committee.*

The Board of Directors is currently comprised of 10 members, eight of whom are standing for re-election at the Meeting. Membership of the Board Committees (comprised exclusively of independent directors) is currently as follows:

Independent Director	Year Appointed	Committees			
		Audit	Compensation	Governance, Nominations & Risk	Health, Safety & Environment
Donna Carson	2023	X		X	
Casswell, Gary W.	2017			X	Chair
Haslam, Darlene J.	2022	Chair			X
Howe, James B.	1987	X (Retiring May 9, 2025)	Chair (Retiring May 9, 2025)		
Kangas, Len O.	1990			Chair	X
Moomjian Jr., Cary A.	2014		X (Retiring May 9, 2025)	X (Retiring May 9, 2025)	
Karl Ruud	2023			X	X
Whitham, Barth E.	2007	X	X		

Meetings of the Board of Directors and its Committees During 2024

The individual attendance record for meetings of the Board of Directors and its committees is set forth in the tables above and in the section of this Circular entitled “Statement of Corporate Governance Practices”.

The overall average attendance for all meetings of the Board of Directors and its committees held in 2024 was 100 percent (2023 = 100 percent).

Director Tenure

Other than in connection with the Director Retirement Policy, the Company does not currently have a policy for Director term limits. The Board of Directors believes it is critical that all Directors have a comprehensive understanding of the Company’s business, and that such an understanding is achieved through and enhanced by length of tenure. While new Directors may bring fresh perspectives and new experiences, Directors who have served for several years accumulate valuable knowledge regarding our business, including industry trends and cycles, market conditions and geo-political influences.

The nominees for election to the Board of Directors include individuals having served between less than 1 year and up to 36 years as a Director of the Company, as categorized below:

Tenure	# of Directors	Director
1 – 5 years	3	Donna Carson Darlene J. Haslam Karl A. Ruud
6 – 10 years	1	Gary W. Casswell
11 – 15 years	N/A	N/A
16 – 20 years	2	Geddes, Robert H. Whitham, Barth E.
21+ years	2	Edwards, N. Murray Kangas, Len O.

The average age of the Company’s Directors standing for re-election as of the date of the upcoming Meeting will be 67 years and the average tenure as a Director of the Company is 15 years.

No Common Outside Boards

As of the date of this Circular, no two or more of the Company’s directors were serving together on any other board of directors.

Director Equity Ownership Requirement

With a view to aligning the non-management Directors interests with those of the Shareholders, the Company has implemented a requirement that such Directors acquire and hold Common Shares and/or DSUs with a minimum aggregate value equal to three times the then-current base annual cash and equity retainer, within five years of their initial appointment as a Director.

The minimum equity ownership requirement for 2024, based on a multiple of three times the base annual cash and equity retainer as at December 31, 2024, was Common Shares and/or DSUs having a value of \$420,000, consistent with that of 2023.

Once the applicable threshold is met, further purchases are not required if the value of the Common Shares held decreases solely as a result of a decline in the market value of the Common Shares. However, if the value decreases for any other reason (i.e. sale of Common Shares), such Director would be required to increase the value of his or her holdings to achieve the required threshold.

To avoid the need to continuously monitor and adjust the value of holdings based on fluctuations in the market price of the Common Shares, for the purposes of the minimum equity ownership requirement applicable to the Company's non-management Directors, the value of holdings is calculated based on the greater of:

- i. The current market value of the Common Shares;*
- ii. The market value of the Common Shares as at December 31 of the immediately preceding year; or*
- iii. The acquisition cost of each Director's holdings.*

Throughout 2024 and as at March 20, 2025, each independent Director being nominated for election at the Meeting that is subject to the minimum equity ownership requirement, has met the minimum equity ownership requirement, based on one or more of the permitted calculation methods, as demonstrated below:

Name	2024 Requirement: Value of \$420,000		
	Holdings as at December 31, 2024 (DSUs + Common Shares)	Holdings as at March 20, 2025 (DSUs + Common Shares)	Meets Requirement (1) (2)
Carson, Donna	59,886	59,886	N/A
Casswell, Gary W.	321,706	321,706	Yes
Haslam, Darlene J.	115,713	115,713	N/A
Kangas, Len O.	356,647	356,647	Yes
Ruud, Karl A.	46,596	46,596	N/A
Whitham, Barth E.	3,140,770	3,140,770	Yes
TOTAL:	4,041,318	4,041,318	

- (1) Based on the acquisition cost of holdings that exceed both current market value (based on a closing price for the Company's Common Shares on March 20, 2025 of \$2.36), and the equity ownership requirement.
- (2) All Directors except for Ms. Carson, Ms. Haslam and Mr. Ruud, who were appointed to the Board of Directors on December 7, 2023, March 17, 2022, and November 1, 2023, respectively, have been on the Board of Directors for 5 or more years and are therefore subject to the requirement.
- (3) Refer to the Director Information Tables section for Mr. Edwards and Mr. Geddes equity ownership details.

As at March 20, 2025, the non-management Directors being nominated for election at this Meeting hold an aggregate of 3,284,785 Common Shares and 756,533 DSUs. The Common Shares of such non-management Directors represent 1.8 percent of the issued and outstanding Common Shares as at that date. Management Directors have separate share ownership requirements.

Collectively, non-management and management Directors being nominated for election hold a total of 48,259,741 Common Shares representing 26.1 percent of the issued and outstanding Common Shares.

Mr. Edwards beneficially owns and controls 43,060,656 Common Shares, representing 23.3 percent of the issued and outstanding Common Shares as of March 20, 2025.

The Director equity ownership requirement is reviewed periodically by the Corporate Governance, Nominations & Risk Committee to ensure that the level is appropriate to demonstrate commitment to the Company's success, in view of Common Share value and the current level of compensation being provided to non-management Directors.

In addition to equity ownership, the following Directors (including the non-independent Directors) hold Convertible Debentures, issued December 31, 2024 and maturing on January 31, 2029, in the following principal amounts:

Director	Principal Amount of Convertible Debentures
Edwards, N. Murray	\$18,650,000
Haslam, Darlene J.	25,000
Geddes, Robert H.	262,500
Whitham, Barth E.	1,500,000
Total	\$20,437,500

These Convertible Debentures, of which \$25,000,000 are outstanding, bear interest at 7.50% per annum, payable semi-annually in arrears, on April 1 and October 1 of each year, and are convertible at the option of the holder into Common Shares at any time prior to the close of business on the maturity date upon at least 14 days prior notice, at a conversion price of \$3.50 per Common Share, subject to customary anti-dilution adjustments. These Convertible Debentures are described in further detail in the Company's financial statements for the year ended December 31, 2024, available on SEDAR+ at www.sedarplus.ca.

Additional Disclosures Regarding Director Nominees

To the knowledge of the Company, in the last 10 years, none of the above-named Director nominees is or has been: (i) a director, chief executive officer or chief financial officer of any company (including the Company) that, while that person was acting in that capacity or which resulted from an event which occurred while that person was acting in such capacity, was the subject of a cease trade order or similar order, or an order that denied the relevant company access to any exemption under securities legislation, that was in effect for a period of more than 30 consecutive days; or (ii) a director or executive officer of any company (including the Company) that, while such person was acting in such capacity, or within one year of that person ceasing to act in that capacity, became bankrupt, made a proposal under any legislation relating to bankruptcy or insolvency, or was subject to or instituted any proceedings, arrangement or compromise with creditors, or had a receiver, receiver manager or trustee appointed to hold its assets.

Furthermore, to the knowledge of the Company, in the last 10 years, none of the above-named Director nominees nor any officer of the Company, or a Shareholder holding a sufficient number of securities of the Company to affect materially the control of the Company, has become bankrupt, made a proposal under any legislation relating to bankruptcy or insolvency, or became subject to or instituted any proceedings, arrangement or compromise with creditors, or had a receiver, receiver manager or trustee appointed to hold his or her assets.

To the best of the Company's knowledge, no proposed Director has, as at date hereof, been subject to:

- (a) any penalties or sanctions imposed by a court relating to securities legislation or by a securities regulatory authority or has entered into a settlement agreement with a securities regulatory authority; or
- (b) any other penalties or sanctions imposed by a court or regulatory body that would likely be considered important to a reasonable security holder in deciding whether to vote for a proposed director.

Appointment of Auditors

The Shareholders will be asked to consider an ordinary resolution to appoint the firm of PricewaterhouseCoopers LLP as auditors of the Company, to hold office until the next annual meeting of the Shareholders and to authorize the Board of Directors to fix their remuneration.

Total fees for audit and audit-related services for the Company's fiscal year ended December 31, 2024 were \$930,000 (2023 – \$932,840). For more information relating to auditors' fees and the disclosure required by Section 5.1 of National Instrument 52-110 – *Audit Committees*, reference is made to the Company's Annual Information Form for the year ended December 31, 2024 dated March 28, 2025, under the heading "Audit Committee Disclosures", which is available on SEDAR+ at www.sedarplus.ca or can be obtained free of charge by any Shareholder from the Corporate Secretary of the Company at 400 – 5th Avenue S.W., Suite 1000, Calgary, Alberta, T2P 0L6.

Advisory Vote on Executive Compensation ("Say on Pay")

The Board has resolved to hold a "Say on Pay" vote on the Company's approach to executive compensation at each annual meeting of Shareholders. At the Meeting, Shareholders will be asked to cast an advisory vote on the Company's approach to executive compensation. The Company's approach to compensation paid to its NEOs (as defined below) is described in detail under the heading "Compensation Discussion and Analysis".

The Board believes that this advisory vote will continue to assist the Company in its dialogue with our Shareholders about governance and other matters relating to executive compensation. The results of the "Say on Pay" vote will be non-binding on the Board. However, the vote is an important part of our engagement with Shareholders with respect to executive compensation.

Shareholders are encouraged to review the discussion about the Company's executive compensation under the heading "Compensation Discussion and Analysis" to cast an informed vote.

At the Meeting, Shareholders will be asked to vote for or against the following non-binding, advisory resolution concerning the Company's approach to executive compensation:

"BE IT RESOLVED, on an advisory basis and not to diminish the role and responsibilities of the Board of Directors of Ensign Energy Services Inc. ("the Company") or its committees, that the Shareholders of the Company accept the approach to executive compensation disclosed in the Company's Management Information Circular dated March 20, 2025 and delivered in advance of the 2025 annual meeting of Shareholders."

As this is an advisory vote, the results will not be binding upon the Board. However, the Board will take the voting results and other Shareholder feedback into consideration when evaluating the Company's approach to executive compensation, including discretionary awards. The Board and the Compensation

Committee of the Board actively monitor trends relating to compensation and governance of compensation to ensure executive management is aligned with Shareholder interests and incentivized to act in the best interests of the Company.

At our annual meeting held in 2024, 98.81 percent of the shares voted were in favour of our approach to executive compensation (2023 = 98.43 percent; 2022 = 97.80 percent).

Interest of Certain Persons or Companies in Matters to be Acted Upon

Other than as set forth herein, management of the Company is not aware of any material interest, direct or indirect, by way of beneficial ownership of securities or otherwise, in any matter to be acted upon at the Meeting, other than the election of directors or the appointment of auditors, of any person or company who has been: (a) a director or executive officer of the Company at any time since the beginning of the Company's last financial year; (b) any proposed nominee for election as a director of the Company; or (c) any associate or affiliate of any of the foregoing persons.

SECTION 3 – COMPENSATION DISCUSSION AND ANALYSIS

The Company strives to continually refine and improve our compensation programs and associated disclosure.

Letter to Shareholders from the Compensation Committee

Fellow Shareholders,

We are pleased to present the Company's Compensation Discussion & Analysis ("CD&A") with respect to the compensation paid to our Named Executive Officers ("NEOs") in respect of 2024. This section will help you understand our compensation philosophy, practices and approach to executive compensation, both in 2024 and for the current year.

Since 2016, the Board of Directors has annually offered Shareholders an advisory vote on executive compensation. Although we are continually reviewing and refining our compensation program design, we specifically consider the outcome of such advisory votes in determining whether and when further improvements could be made to certain elements of our compensation program design and disclosure. The results of each prior advisory vote have been carefully considered, as will the results from our 2025 Meeting.

The most recent and significant improvements made to our medium and long-term compensation programs were implemented in 2017. At that time: we implemented a "Performance Share Unit Plan" (the "PSU Plan"); we re-aligned the weighting of medium and long term compensation such that more emphasis is now placed on performance share units ("PSUs") than on stock options; we amended our stock option plan to include a "double trigger" applicable to NEOs; we re-aligned the weightings assigned to metrics used to calculate our short term incentives for NEOs; and we implemented separate caps on the annual aggregate payments calculated pursuant to our Annual Bonus Plan ("ABP") and our PSU Plan as described below. These improvements to medium and long-term executive compensation were adopted to increase the emphasis on performance-based vesting, to reinforce the link between pay and performance for our key executives, and to avoid aberrational results. We are pleased that Shareholders responded positively to those improvements and as a result, the changes have remained in place since implementation in 2017, other than the separate caps on the annual aggregate payments calculated pursuant to our ABP and our PSU plan has been combined for an overall cap of five percent effective in the 2024 plan year. This was modified in 2024 to be competitive with peers.

Since 2016, the Compensation Committee has placed a fixed cap on the total amount of any payout under the ABP at three percent of Adjusted EBITDA. A fixed cap on the total amount of any payout under the PSU Plan has been set at two percent of Adjusted EBITDA of the final year of each award. In 2024, these caps have been combined into one cap of five percent for the total payout of both the ABP and PSU Plan.

We have also continued our focus on improving the disclosure related to our compensation programs. We believe our comprehensive disclosure demonstrates a transparent link between pay and corporate performance, which is significantly based upon performance relative to designated peer companies.

On an annual basis, we review our compensation peer group, our performance peer group, the compensation and disclosure practices of our peers, as well as the outcome of realized pay in a year. We

make adjustments as appropriate to ensure that our compensation program continues to be competitive, is aligned with the interests of Shareholders, meets our objectives of attraction and retention of our top talent and avoids aberrational payouts.

Although we do not currently intend to implement or adopt changes to the design of our compensation programs in 2025, we continue to monitor the global industry, economic and geopolitical landscapes and their impact upon our company and the industry in which it operates. We will be responsive to, and address any, emerging trends in compensation.

We believe that the compensation programs we refined, changed and implemented in prior years are generally achieving our objectives of appropriate pay outcomes, retention, attraction, market competitiveness and an alignment with the Company's performance. In the event that any adjustments are necessary or desirable, the Compensation Committee will continue to use its experience and collective judgment in making any such adjustments.

We will continue to periodically assess ongoing developments that impact our industry and our Company. As a Committee, we will continue to monitor trends in executive compensation and review our compensation programs to ensure they remain competitive, avoid aberrational results and are aligned with the best interests of the Shareholders.

Submitted by members of the Compensation Committee, all of whom are independent.

James B. Howe (Chair)

Barth E. Whitham

Cary A. Moomjian, Jr.

Compensation Discussion & Analysis

This Compensation Discussion and Analysis (“**CD&A**”) describes the compensation programs and practices applicable to the following executive officers of the Company who are classified as “Named Executive Officers” pursuant to National Instrument 51-102 – *Continuous Disclosure Obligations* (each a “**NEO**” and collectively, the “**NEOs**”) for 2024:

Geddes, Robert H.	President & Chief Operating Officer
Gray, Michael R.	Chief Financial Officer
Conway, Brent J.	Executive Vice President, International Operations
Nuss, Michael R.	Executive Vice President, United States Operations
Edwards, N. Murray	Chairman

References in this CD&A to our “**Executive Management Committee**” means, collectively, the NEOs listed above. As described further in the section of this Circular entitled “Statement of Corporate Governance Practices”, the Company does not have a named Chief Executive Officer (“**CEO**”).

Board of Directors Oversight and the Compensation Committee

The Board of Directors recognizes the importance of appointing knowledgeable and experienced individuals to the Compensation Committee in general and, in particular, to appoint those who have the necessary background in executive compensation and risk management to fulfill the Compensation Committee’s obligations to the Board of Directors and Shareholders.

The Compensation Committee is currently comprised of James B. Howe (Chairman), Cary A. Moomjian Jr. and Barth E. Whitham. All members served on the Committee during the entire year ended December 31, 2024. Mr. Howe served as Chairman of the Compensation Committee throughout 2024 and will retire from the position on May 9, 2025.

All members of the Compensation Committee are independent directors who have the experience and knowledge required with respect to compensation, specifically in connection with executive compensation programs and levels, and other human resources matters including succession planning, talent development, recruitment, employee retention and employee engagement.

Two members of the Compensation Committee also sit on our Audit Committee. One member of the Compensation Committee also sits on our Corporate Governance, Nominations & Risk Committee. This balance assists in bringing important financial, risk management and risk assessment perspectives to our compensation programs, philosophy and practices.

Committee Member	Relevant Skills and Experience
Howe, James B. (Committee Chairman)	Mr. Howe has been a member of the Compensation Committee since 1998 and has acted as Chairman since 2004. Mr. Howe had also served for several years on the compensation committee of another Canadian public company. As a Chartered Accountant and experienced public company director, he has significant financial expertise in, and in-depth exposure to, the design, implementation and evaluation of alternative strategies and industry best practices to performance-based compensation programs, in the energy industry in general and in the oilfield services sector specifically.
Moomjian Jr., Cary A.	Mr. Moomjian was appointed to the Compensation Committee in December 2014. He brings over 45 years of industry experience, including 25 years of experience in executive compensation, to the Committee. From 1994 to 2011, in his former roles as Vice President, General Counsel and Secretary of Ensco plc (predecessor to Valaris Limited), ENSCO International Inc., and Santa Fe International Corporation (which indirectly was merged into Transocean Ltd.), he participated in all meetings of the boards of directors and committees of those issuers, including compensation committees. While serving as Vice President, General Counsel and Secretary of those companies, Mr. Moomjian developed a depth and breadth of understanding of compensation programs, design, evaluation, issues and trends, and related governance and best practices considerations, in the context of an oilfield services provider. Further, having served as a department head of an oilfield services company between 1983 and 2011, Mr. Moomjian has had comprehensive experience with human resources management. Such experience includes succession planning, employee retention, performance review, cash and incentive compensation administration as well as personnel training and development.
Whitham, Barth E.	Mr. Whitham was appointed to the Compensation Committee in May 2023. He has served for several years as the Chair of the Compensation Committee for a privately held company focused on the acquisition and exploitation of upstream energy assets. Mr. Whitham has management and director experience with operations and management of public companies and business experience in the energy and extractive industries. His experience with companies in the energy and extractive industries in general, and his previous service as Chair of a Compensation Committee in the energy sector in particular, provide the Committee with a unique perspective.

The Board of Directors believes that the members of the Compensation Committee have the knowledge and experience to effectively perform their responsibilities.

Compensation Committee Mandate

The mandate of the Compensation Committee of the Board of Directors includes the following:

- i. Reviewing and recommending to the Board compensation payable, including appropriate performance incentives, for the NEOs and other senior employees of the Company; and
- ii. Overseeing the development, implementation and administration of the Company's compensation, incentive and benefit plans.

In performing its responsibilities, the Compensation Committee considers recommendations from management, emerging trends and best practices.

Compensation Philosophy, Principles and Objectives

Compensation levels and programs for NEOs are designed and implemented to align with the Company's annual and long-term growth objectives, and the enhancement of shareholder value, and are driven by the following principles and objectives:

- i. Provide market-competitive compensation to attract and retain qualified individuals;
- ii. Maintain a pay-for-performance philosophy by delivering a meaningful proportion of total compensation using variable pay tied to company, business unit, safety and personal performance;
- iii. Provide incentives linked to financial performance and enhanced shareholder returns relative to peer companies, as well as operating results and non-financial metrics measured by the health, safety and environmental performance of the Company;
- iv. Provide incentives which support appropriate risk-taking in pursuit of the short-term and long-term goals of the Company, reflective of our risk tolerance;
- v. Include safeguards in the form of caps on the total amount of PSU and bonus payouts to the NEOs and other management and supervisory personnel to avoid unintended or aberrational results; and
- vi. Consistent with the Company's vision of growth through collaborative learning, achieving the potential of our people and technology by fostering excellence in conformity with the Company's values of integrity, teamwork, growth and learning.

The compensation programs at the Company are intended to reward strong performance. Managers, supervisors and other personnel, including NEOs, maximize their total compensation when annual operating and financial goals are achieved, when annual safety performance goals are achieved, when progress is made in executing the Company's strategic goals, and when strong relative total shareholder return and return on capital employed are achieved. The fixed cap of 5% of Adjusted EBITDA on the total amount of any payouts under the ABP and the PSU, as described elsewhere in this circular, are designed to avoid unintended or aberrational results that could be detrimental to the Company or its Shareholders.

Risk Considerations of Executive Compensation

The committees of the Board assist the Board in monitoring the most significant risks facing the Company, including strategic, operational and reputational risks, which build upon management's risk assessment and mitigation processes. Specifically, the Compensation Committee:

- i. Assists the Board in monitoring the risks associated with the Company's compensation programs and practices, including retention and attraction of key senior management personnel;
- ii. Reviews from time to time the risk implications of the Company's compensation programs, including specifically compensation risks as they relate to the Company's strategic plans, other desired performance measures, overall corporate performance and risk management principles; and
- iii. Considers the risk implications of the design of the Company's compensation policies especially respecting senior executives.

The compensation offered by the Company is designed to reward prudent business judgment and appropriate risk taking over both the short-term and the long-term, without creating risk that could reasonably be likely to have a material adverse impact on the Company.

In reviewing and prior to approving the Company's compensation programs or compensation being provided pursuant to such programs, risks are considered. The Compensation Committee believes that the Company's compensation policies do not create an environment where an executive or any individual is encouraged to take excessive risk.

The Compensation Committee reviews incentive programs on an annual basis. The Compensation Committee also models and adjusts programs, targets and measures as needed to ensure optimal alignment with the Company's objectives. Moreover, the Compensation Committee reviews and considers the results of the Shareholder advisory votes on executive compensation and other input from investor and corporate governance constituencies when designing, reviewing and administering compensation programs.

Key oversight procedures and risk mitigation features to support managing compensation risk are as follows:

Oversight Procedures and Risk Mitigation Features

"At Risk" Compensation:

A significant portion of the Company's NEO compensation is "at risk", consisting of the annual cash bonus, annual Performance Share Unit grants and awards of stock options. PSUs are "at risk" and "medium-term", as they sequentially cliff-vest at the end of a three-year period. Stock options are "at risk" and "long-term", as options do not fully vest until the end of the fifth year following the date of the grant.

The final value of the PSUs is partially dependent upon the price of the Company's Common Shares at the end of the applicable vesting period. It is thus linked to the achievement of medium and long-term shareholder value creation. The Compensation Committee believes that the motivation for executives to take inappropriate action or excessive risk that may be beneficial to them from the standpoint of their compensation, at the expense of the Company and its Shareholders, is limited.

Furthermore, the Compensation Committee may apply discretion to adjust the cash bonus. This discretion would only be used sparingly following a comprehensive assessment of corporate performance and the accomplishments of each executive in order to achieve an equitable result. This discretionary power may only be exercised judiciously by the Compensation Committee. Such discretion has only been used once over the past five years, where the NEO base salary amounts used in the calculation of the 2021 annual bonus included a partial reinstatement of the April 1, 2020 wage rollbacks effective June 1, 2021, rather than reflecting actual earned base salary in the year, which remained at the rolled-back levels for NEOs for the entire year. Employees impacted by the 2020 wage rollbacks, other than NEOs, received a partial reinstatement of those rollbacks effective June 1, 2021.

*Since 2016, the Compensation Committee has had a fixed cap on the payout under the ABP (cash bonus) in each year at three percent of earnings before interest, taxes, depreciation and amortization, as adjusted by one-time or non-recurring items (referred to herein as "**Adjusted EBITDA**"). In 2024 these two caps were combined into one cap of 5% and remain in place for each annual period until otherwise determined by the Compensation Committee.*

Executive Equity Ownership Policy:

The Company's executive equity ownership policy (described in detail below) is intended to discourage excessive risk-taking. This policy promotes an alignment of long-term interests between the Company's executives and those of its Shareholders.

Anti-Hedging:

The Company's policies prohibit directors and officers of the Company from purchasing any financial instrument that is designed to hedge or offset any decrease in the market value of the Common Shares.

Compensation Recoupment ("Clawback") Policy:

A Compensation Recoupment Policy was implemented in 2014. It provides the Compensation Committee authority to direct the Company to seek reimbursement from a NEO of some or all of the incentive compensation paid to such NEO in the event of an accounting restatement resulting from misconduct by a NEO.

Succession Planning:

The Compensation Committee periodically reviews the Company's succession planning and implementation progress. Succession planning is also periodically considered in the in-camera discussions of the Board of Directors, as well as by the Corporate Governance, Nominations & Risk Committee in the context of its quarterly review of enterprise risks.

The Company has developed a strong culture of developing its employees and promoting from within. The majority of our NEOs attained their current positions through prior positions within the Company, assuming increasing responsibility as they progressed and demonstrated excellent leadership skills.

Members of senior management review, on an annual basis, each key management position, evaluating the qualification, experience and leadership competencies needed to succeed in the position. The results of that evaluation drive management's decisions regarding identification of candidates for succession and the desired developmental steps to be undertaken for such candidates.

The Compensation Committee receives periodic reports on the progression and development of the executives and members of senior management being considered for future executive roles and on succession planning more generally throughout the management levels of the Company. The President & COO makes succession recommendations for senior management positions to the Compensation Committee and the Board for their review, consideration and approval.

Corporate Operating Structure:

As described in further detail in the "Statement of Corporate Governance Practices", the Company does not have a named CEO. The duties and responsibilities normally associated with the role of CEO are delegated by the Board of Directors to the Executive Management Committee, composed primarily of the NEOs. This structure, which has been in place throughout the Company's history, limits the ability of any one individual to unduly influence the direction of the Company and enables the continuation of strong leadership in the event of the departure of a member of the Executive Management Committee.

Compensation Benchmarking Peer Group

The Company compares its executive compensation to the compensation provided to executives in comparable positions by a comparator group of Canadian oilfield service companies, primarily in the contract drilling and well servicing lines of business. The comparator group is further refined on the basis of size, complexity, operating regions and style of operation. The companies in this comparator group compete with the Company for executive personnel and therefore provide a useful and relevant benchmark for the Compensation Committee in its evaluation of the Company's executive compensation programs.

For 2024, the Company looked to the following Canadian companies in benchmarking executive compensation:

Canadian Pay Peer Name	Sector
CalFrac Well Services Ltd.	Oil and Gas Equipment & Services
Matr Corp.	Oil and Gas Equipment & Services
Total Energy Services Corp.	Oil and Gas Drilling
Secure Energy Services Inc.	Oil and Gas Equipment & Services
Precision Drilling Corporation	Oil and Gas Drilling
Trican Well Service Ltd.	Oil and Gas Equipment & Services

For compensation benchmarking purposes, we review peer company proxy materials and participate in third party compensation surveys, which provides relevant data regarding our selected peer group.

Because the Company is a complex, global enterprise with multiple geographical operating units, the Compensation Committee also looks at selected energy services companies outside Canada, primarily in the United States, to ensure that executive compensation reflects the international scope of the Company's operations. From time to time, the Company reviews and evaluates compensation and compensation programs disclosed by the following oilfield service companies that are either US-based or have a significant presence in the United States:

United States Pay Peer Name	Sector
Unit Corporation	Oil and Gas Drilling
Valaris Limited	Oil and Gas Drilling (offshore)
Nabors Industries Ltd.	Oil and Gas Drilling
Patterson-UTI Drilling Company, LLC	Oil and Gas Drilling
Helmerich & Payne, Inc.	Oil and Gas Drilling

In addition to benchmarking against peer groups as described above, in 2024 the Company participated in selected compensation surveys and purchased certain published results in order to assist in benchmarking against its peers in the various geographic locations in which it operates.

The Company does not anticipate making significant changes to its compensation benchmarking peer group for 2025, however, a normal course review takes place each year and adjustments are made as appropriate.

Performance Peer Group – Performance Share Unit Plan

Since the adoption of a PSU program in 2017, we also look to a performance peer group to benchmark the metrics we have chosen in connection with the PSU Plan. Our performance peer group is somewhat different from our compensation peer group (see above), which is focused on comparable companies with whom we compete for executive talent.

Our performance peer group is made up of companies in our industry sector (primarily land-based drilling, completion and production services peers), with similar risk profiles as ours, and with whom we compete for investors.

The Compensation Committee reviews the performance peer group annually for relevance and ongoing measurement similarities. The key issues and principles we consider in establishing our performance peer group are the following:

- Which peer group companies operate in the same industry sector and are of similar size to the Company? Land-based drilling operations, as well as completions and production services, are the primary considerations.
- Do we compete with the peer group company for investor dollars? On this basis, our performance peer group should include a majority of Canadian-listed peers.
- Size is considered to be less important than business similarity and risk profile.
- The best peers will have historical price performance that is reasonably well correlated to the Company's.
- We aim to select approximately 10 performance peers to foster the validity of results and have some (but not total) overlap with the compensation peer group so that pay outcomes are likely to be directionally aligned with corporate performance.

Following a review of business profiles, revenues, Adjusted EBITDA, assets, employees and market capitalization, the following performance peers were selected in late 2023, for the 2024 year:

2024 PERFORMANCE PEERS	
CANADIAN-BASED PERFORMANCE PEERS:	
1.	Precision Drilling Corporation
2.	Total Energy Services Inc.
3.	Secure Energy Services Inc.
4.	Trican Well Service Ltd.
5.	CES Energy Solutions Corp.
6.	CalFrac Well Services Ltd.
7.	Mattr Corp.
US-BASED PERFORMANCE PEERS:	
1.	Patterson-UTI Drilling Company, LLC
2.	Helmerich & Payne, Inc.
3.	Nabors Industries Ltd.
4.	RPC, Inc.
TOTAL PERFORMANCE PEERS = 11	

Adjustments will be made as needed to respond to changes in our industry to ensure that each year's performance is compared against a representative group of companies.

NEO Compensation Components – Summary

The Company recognizes the importance of attracting, developing and retaining top quality talent and is committed to paying for individual and team performance in the context of strong operating results and achievement of financial and non-financial metrics. The Company's compensation program for NEOs consists of four main components, as follows:

Component	Description	Form	Performance Period	Performance Orientation
FIXED: Base Pay	Base salary or annual consulting fee	Cash	One year	Fixed pay for performing day-to-day responsibilities. Evaluated based on past and expected future contribution, level of responsibility and value to the organization. Reflects the market value of the position, as well as experience, expertise, education, time in the role, and internal equity considerations. Reviewed on an annual basis, adjusted based on outcome of review. Increases reflect job performance and promotions.
AT RISK: Short-term incentive	Annual Bonus Plan	Cash	One year	Tied to the achievement of annual corporate and divisional objectives, including financial, health, safety and environmental objectives and strategic objectives. Level and objectives are reviewed on an annual basis. The aggregate maximum annual payout amount (including payouts to NEOs) of the combined ABP and PSUs is capped at five percent of the Company's Adjusted EBITDA.
AT RISK: Medium-term incentive	Performance Share Unit Plan	Cash	Three year performance cycle (cliff vests at end of term)	Rewards relative share price performance and return on capital employed. Fully at-risk with a 0 to 200 percent of target payout. Performance criteria are based on relative total shareholder return and return on capital employed. The aggregate maximum annual payout amount (including payouts to NEOs) of the combined PSUs and ABP is capped at five percent of the Company's Adjusted EBITDA.
AT RISK: Long-term Incentive	Stock Option Plan	Stock Options	1/5 th of award vest each year over five years, full term of up to six years	Designed to focus executive officer, management and supervisor efforts on sustainably increasing shareholder value and returns over a period of years. Delivers value only if share price appreciates. Grant levels are determined with reference to role, responsibilities, individual performance and performance of the Company overall, as well as the applicable division in which an employee is employed and peer group grant levels. The aggregate maximum number of options granted in a year (together with any stock appreciation rights) is capped at one percent of the Company's issued and outstanding Common Shares.

NEO Compensation Components – Detailed Description

Total compensation for NEOs at the Company is reviewed for competitiveness and compared to the Company's peer group for the achievement of established levels of performance.

A detailed description of each of the four elements of NEO compensation for 2024 is provided below. Please see the "Summary Compensation Table" for details regarding overall executive compensation awarded to NEOs in 2024 and the table entitled "Outstanding Share-Based and Option-Based Awards" for details on grants of stock options and PSUs to the NEOs in 2024.

The Compensation Committee retains the ability to exercise discretion to ensure that compensation and incentive plan designs achieve the intended results and avoid unintended consequences. In determining whether discretion is warranted, the Compensation Committee comprehensively assesses each element of the compensation package provided to executives, the overall compensation package provided to each executive, the performance of the Company (financial and non-financial) and individual performance. This discretionary power has been and is to be exercised sparingly and judiciously by the Compensation Committee. The Compensation Committee will continue to use its experience, collective judgment and discretion in considering any such changes that may be necessary or desirable in light of changing business conditions.

As noted above, other than with respect to the calculation of the 2021 annual bonus for NEOs using salary amounts that included a partial reinstatement of the April 1, 2020 roll-back as though such reinstatement had occurred effective June 1, 2021, rather than actual earned base salary in the year, no other adjustments from the set formulas were made with respect to compensation of any NEOs in 2022 or in any of the past five years.

Compensation Component 1 – Base Annual Salary (or consulting fee)

The Compensation Committee typically reviews and approves base compensation for the upcoming year in the fourth quarter of the prior year and makes adjustments as necessary to reflect changes in economic circumstances, market conditions and competitive practices.

Compensation Component 2 – Annual Bonus Plan ("ABP")

The Company's ABP is a short-term incentive plan designed so that NEOs have all or a high portion of their potential annual cash bonus compensation linked to overall corporate financial results and the achievement of predetermined safety and strategic goals, rather than to individual business unit or geographical segment results. The potential ABP payout grid varies from "entry level" up to the NEO levels, increasing in accordance with role responsibilities and influence on corporate goal achievement.

The ABP is designed to recognize achievements measured over a one-year period, and provides an opportunity for employees, including NEOs, to earn a target annual cash bonus based on meeting corporate performance objectives in key areas:

Annual Bonus Plan – Metrics		
1.	Corporate financial performance: Adjusted EBITDA vs. approved 2024 budget <i>50 percent or 75 percent of NEO annual bonus</i>	<ul style="list-style-type: none"> This component of the annual bonus uses the key financial metric of Adjusted EBITDA as a percentage of the annual approved budget. The Board of Directors approves annual budgets, which define operating, financial, safety and other corporate goals for the Company (which includes all of its operating divisions). Overall corporate financial performance is based on the Company's consolidated financial results, while each operating division has specific financial performance targets based on its own approved annual budget to ensure "line of sight" for the employees in that division. A minimum threshold for corporate earnings (80 percent of target) must be met in order to receive an annual bonus. The maximum bonus is achieved at 120 percent of target.
2.	Corporate financial performance: Asset Efficiency Ratio (AER) <i>30 percent or 45 percent of NEO annual bonus</i>	<ul style="list-style-type: none"> The Asset Efficiency Ratio is a financial metric utilized by the Company to reflect the return on capital invested with respect to its assets. The ratio applicable to NEOs measures the adjusted after-tax cash flow generated by the Company on a consolidated basis, divided by the average value of the assets and equipment utilized by the Company in the year. A minimum AER of 15 percent achieves the minimum threshold for achievement of a bonus based on this metric; an AER rate of 25 percent achieves the maximum bonus achievement based on this metric.
3.	Safety: <i>10 percent or 15 percent of NEO annual bonus</i>	<ul style="list-style-type: none"> This component of the ABP is designed to incentivize ongoing positive behaviour to reduce or eliminate incidents and injuries. The Health, Safety & Environment Committee approves annual objectives comprised of a combination of: <ul style="list-style-type: none"> Leading indicators (2024 weighting = 75 percent) – composed of a minimum of three (3) key behavior-based performance indicators; and Lagging indicators (2024 weighting = 25 percent) – total recordable injury rates, to promote year-over-year improvement; on both a divisional and a corporate basis. Threshold, target and stretch targets are set and aligned with a points system.
4.	Strategic Goals: <i>10 percent or 15 percent of NEO annual bonus</i>	<ul style="list-style-type: none"> The Board of Directors annually approves strategic goals and objectives for the NEOs, generally in some or all of the following areas: <ul style="list-style-type: none"> Balance Sheet Management Safety and Training Business Development Debt Covenant Compliance Systems Innovation / Technology Threshold, target and stretch targets are set and aligned with a points system.

The annual cash bonus varies based on the degree to which financial, non-financial and strategic objectives meet or exceed the established targets. If all pre-established objectives are met or exceeded, NEOs are eligible for an annual cash bonus for 2024 at a set level of up to a maximum of either 100 percent or 150 percent (depending on the NEO's role) of their base compensation, as follows:

LEVEL 1A – MAXIMUM 100 PERCENT ANNUAL BONUS LEVEL ⁽¹⁾							
1. Financial Performance [50 percent]		2. Asset Efficiency Ratio (AER) [30 percent]		3. Safety (vs. 2024 Safety Targets) [10 percent]		4. Strategic Bonus [10 percent]	
Adjusted EBITDA as a % of 2024 Budget	Bonus % of 2024 Base Comp.	AER %	Bonus % of 2024 Base Comp.	HSE Points	Bonus % of 2024 Base Comp.	Strategic %	Bonus % of 2024 Base Comp.
<80%	0.00%	<15%	0.00%	<80 PTS	0.00%	<20 PTS	0.00%
At 80%	5.00%	At 15%	3.00%	At 80 PTS	1.00%	At 20 PTS	5.00%
At 85%	11.25%	At 16.25%	6.75%	At 85 PTS	2.25%		
At 90%	17.50%	At 17.50%	10.50%	At 90 PTS	3.50%	At 30 PTS	6.25%
At 95%	23.75%	At 18.75%	14.25%	At 95 PTS	4.75%		
At 100%	30.00%	At 20.00%	18.00%	At 100 PTS	6.00%	At 40 PTS	7.50%
At 105%	35.00%	At 21.25%	21.00%	At 105 PTS	7.00%		
At 110%	40.00%	At 22.50%	24.00%	At 110 PTS	8.00%	At 50 PTS	8.75%
At 115%	45.00%	At 23.75%	27.00%	At 115 PTS	9.00%		
At 120%	50.00%	At 25+%	30.00%	At 120 PTS	10.00%	At 60 PTS	10.00%
LEVEL 1 – MAXIMUM 150 PERCENT ANNUAL BONUS LEVEL ⁽²⁾							
1. Financial Performance [50 percent]		2. Asset Efficiency Ratio (AER) [30 percent]		3. Safety (vs. 2024 Safety Targets) [10 percent]		4. Strategic Bonus [10 percent]	
Adjusted EBITDA as a % of 2024 Budget	Bonus % of 2024 Base Comp.	AER %	Bonus % of 2024 Base Comp.	HSE Points	Bonus % of 2024 Base Comp.	Strategic %	Bonus % of 2024 Base Comp.
<80%	0.00%	<15%	0.00%	<80 PTS	0.00%	<20 PTS	0.00%
At 80%	7.50%	At 15%	4.50%	At 80 PTS	1.50%	At 20 PTS	5.00%
At 85%	16.88%	At 16.25%	10.13%	At 85 PTS	3.38%		
At 90%	26.25%	At 17.50%	15.75%	At 90 PTS	5.25%	At 30 PTS	7.50%
At 95%	35.63%	At 18.75%	21.38%	At 95 PTS	7.13%		
At 100%	45.00%	At 20.00%	27.00%	At 100 PTS	9.00%	At 40 PTS	10.00%
At 105%	52.50%	At 21.25%	31.50%	At 105 PTS	10.50%		
At 110%	60.00%	At 22.50%	36.00%	At 110 PTS	12.00%	At 50 PTS	12.50%
At 115%	67.50%	At 23.75%	40.50%	At 115 PTS	13.50%		
At 120%	75.00%	At 25+%	45.00%	At 120 PTS	15.00%	At 60 PTS	15.00%

(1) Bonus Level 1A applied in 2024 to Mr. Conway.

(2) Bonus Level 1 applied in 2024 to Messrs. Geddes, Edwards, Gray and Nuss.

In 2024, on a consolidated basis, the Company's Adjusted EBITDA achieved approximately 86.4 percent of the approved annual budget for the year, resulting in an annual cash bonus payout to the NEOs of 13.0 percent of 2024 base salary for Bonus Level 1A, and 19.5 percent of base salary for Bonus Level 1, based on this metric.

As described elsewhere, since 2016, the Compensation Committee has used its authority to set a fixed cap on the aggregate payout under the ABP, including payments to NEOs, at a maximum of three percent of Adjusted EBITDA. During 2024, at the discretion of the Compensation Committee the three percent cap was combined with the two percent cap on PSU payouts for an overall cap of five percent for both the ABP and PSU aggregate payout. The total payout pursuant to the ABP and PSU for 2024 to all of the Company's eligible employees, including NEOs, was calculated to be below the five percent of Adjusted EBITDA. Therefore, it was not necessary to roll-back the calculated payments to the level of the cap.

This cap remains in place for future years, unless and until specifically removed or modified by the Compensation Committee, and is intended to avoid aberrational awards that could be detrimental to the Company of its Shareholders.

The Compensation Committee reviews and approves the final proposed annual cash bonus payments to NEOs, and may, where appropriate, adjust such bonus payments following a comprehensive assessment of corporate performance and the accomplishments of each NEO.

The ABP is subject to annual review by the Compensation Committee and, in particular, the annual safety and strategic metrics are considered and approved.

For 2024, the strategic metrics approved with respect to the NEOs were balanced between financial and operational objectives which remain the Company's ongoing priorities. These strategic metrics specifically relate to debt reduction, capital expenditure management, reduction of turnover related to field employees, and the expansion and implementation of our Edge technology across our global fleet.

Compensation Component 3 – Performance Share Units (“PSUs”)

The Compensation Committee has implemented a Performance Share Unit Plan, intended to provide an incentive that will enable the Company to achieve its medium and long-term objectives and allow the Company to attract and retain quality personnel.

Grants of PSUs are approved by the Compensation Committee annually on or before April 1 of each year.

Performance Share Units (“PSUs”)

Form of Award	Cash payment.
Who Participates	Senior executives of the Company (vice president level and above). Directors are not eligible to receive PSUs unless he or she is also an officer or employee of the Company.
Target Award Amount	A dollar amount is determined based on a percentage of base annual salary, which is used to determine a number of PSUs based on the volume weighted average trading price of the Company's Common Shares over the 10 days prior to the grant date. The target amount of the award is a PSU value of 100 percent of the PSU grant.
Dividends	Dividends paid on Common Shares, if applicable, are accrued on outstanding unvested PSUs, and accumulate in the form of additional PSUs.
Vesting	Awards of PSUs cliff-vest at the end of a three-year performance period, which aligns with calendar years beginning with the year of the grant. Extending the realization of PSUs over a three-year period is intended to encourage company performance and stock price appreciation over time. If an employee leaves employment with the Company for any reason (other than in certain limited circumstances, including termination of employment concurrently with or following a change of control), unvested PSUs are forfeited.
Payout	Cash settlement, based on a formula that includes relative total shareholder return and return on capital employed, calculated in each year of the term (20 percent weighting per year) and over the full term (40 percent weighting of the full-term average). Any after-tax payment shall, in whole or in part as required, be used to purchase Common Shares on the open market if and to the extent the recipient's minimum shareholding requirement has not yet been met.
Performance Measures	The formula-based value at vesting of the PSUs will depend on the Company's stock price and company performance, as measured by metrics including the Company's relative total shareholder return (“ TSR ”) and return on capital employed (“ ROCE ”) relative to its peer group, over the three-year vesting period. Future realized values at the time of vesting will reflect stock price performance, reinvested dividend accruals and achievement of performance criteria, all as measured over the vesting period. Effective in 2024, the aggregate payouts pursuant to each PSU grant and the ABP is capped at a combined maximum of five percent of Adjusted EBITDA in the final year of each three-year term. This cap remains in place until specifically removed or modified by the Compensation Committee.

NEOs and other key corporate and operational employees at the vice president level and above are eligible to receive grants of PSUs. Grant amounts for 2024 were determined using base salaries and a multiplier based on role:

Title	Multiple of Base Salary (to determine grant value)
President & Chief Operating Officer Chairman	Base Salary x 150 percent = grant value
Executive Vice President Chief Financial Officer Senior Vice President	Base Salary x 75 percent = grant value
Vice President & General Counsel	Base Salary x 25 to 50 percent = grant value

The calculated grant value is then divided by the Company's volume weighted average share price over the 10 trading days prior to the grant date, to determine the final number of units granted.

Any eventual payment amount a NEO or other participant may ultimately receive depends on our three-year TSR relative to the performance peer group (67 percent weighting), our relative return on capital employed (33 percent weighting), and our share price at the end of the vesting period. We believe relative TSR and return on capital employed compared to our peers are important measures of performance because they reflect our ability to outperform companies affected by similar market conditions and our ability to efficiently use our capital over time.

At the end of the three-year performance period, a multiplier ranging from 0–2.0x is calculated by ranking our three-year TSR against the TSR of the performance peer group (adjusted to reflect dividends paid over the period, if applicable), and our three-year ROCE relative to our performance peer group, using the scales below. The performance multipliers between the thresholds described will be calculated on a sliding scale.

	Relative TSR Ranking (67 percent weighting)	Multiplier
Maximum Performance Level	75 percent or higher	2.0 times payout
Target Performance Level	50 percent (median)	1.0 times payout
Threshold Performance Level	35 percent	0.4 times payout
Below Threshold Performance Level	Below 35 percent	0 payout
	ROCE (33 percent weighting)	Multiplier
Maximum Performance Level	75 percent or higher	2.0 times payout
Target Performance Level	50 percent	1.0 times payout
Threshold Performance Level	35 percent	0.4 times payout
Below Threshold Performance Level	Below 35 percent	0 payout

The overall performance multiplier is calculated for each one-year performance period in the term, and an average performance multiplier is calculated for the entire term:

Performance Multiplier Formula		
20 percent weighting	Year 1	67 percent weighting x Relative TSR share multiplier 0-2.0) + (33 percent weighting x ROCE share multiplier 0-2.0) = Year 1 Performance Multiplier
20 percent weighting	Year 2	(67 percent weighting x Relative TSR share multiplier 0-2.0) + (33 percent weighting x ROCE share multiplier 0-2.0) = Year 2 Performance Multiplier
20 percent weighting	Year 3	(67 percent weighting x Relative TSR share multiplier 0-2.0) + (33 percent weighting x ROCE share multiplier 0-2.0) = Year 3 Performance Multiplier
40 percent weighting	Years 1-3	(67 percent weighting x Relative TSR share multiplier 0-2.0) + (33 percent weighting x ROCE share multiplier 0-2.0) = Years 1-3 Performance Multiplier
= Performance Multiplier over the Full Term		

From this, the total payout of PSUs on maturity is determined in accordance with the following formula:

Number of PSUs granted + dividends accumulated over the three-year term, if any	X	Performance multiplier over the full term 0-2.0x	X	10-day volume weighted average price of ESI shares on the TSX over the 10 trading days prior to the Dec. 31 maturity date	=	PSU and ABP payout, subject to aggregate cap on payout of five percent of Adjusted EBITDA
---	---	--	---	---	---	---

The amount that NEOs and other PSU award recipients ultimately may receive will depend on the number of units (including dividend reinvestment, if applicable) over the three-year term, our three year relative TSR and ROCE as compared with our performance peer group and our share price at the end of the term of the award.

The aggregate payout of all PSUs and ABP is capped at five percent of Adjusted EBITDA for the final year of the term of each award. This cap is intended to avoid aberrational awards that could be detrimental to the Company or its Shareholders and remains in place until changed by the Compensation Committee.

Compensation Component 4 – Stock Options

The Compensation Committee periodically awards stock options to NEOs and other qualifying employees for the purpose of providing an incentive that will foster the achievement of the Company's long-term objectives, align NEOs and employees with shareholders and allow the Company to attract and retain quality personnel.

The Compensation Committee considers proposals from the Executive Management Committee for awards of stock options to NEOs and other qualifying employees on an individual basis. Previous grants are taken into account when considering new grants.

Stock appreciation rights ("**SARs**") are provided to certain employees residing outside of Canada and the United States, in lieu of stock options, and are subject to the same general conditions and restrictions as stock options. All of our NEOs currently receive stock options, not SARs.

Stock options and SARs also may be granted to attract new executive and managerial personnel to join the Company.

Beginning with stock options granted in 2018, the Compensation Committee implemented a cap on the aggregate number of stock options and SARs that may be approved by the Compensation Committee in any fiscal year. The cap is one percent of the Company's issued and outstanding Common Shares at the time of the grant.

Stock Option Plan	
Form of Award	Options on Common Shares, which are issued from treasury.
Who Participates	Officers and employees of the Company. Directors are not eligible to receive stock options unless they also serve as an officer or employee of the Company.
Exercise Price	The closing price for the Company's Common Shares on the last trading day preceding the date the options were granted.
Vesting	20 percent per year over a period of five years.
Term	Expire at the end of the sixth year following the grant date.
Exercise	Upon exercise of a stock option, the holder receives one Common Share for each stock option exercised. The holder of stock options may elect to receive a cash payment, in lieu of Common Shares, equal to the difference between the stock option exercise price and the market price of the Company's Common Shares on the TSX on the date of exercise.
Termination	Unvested stock options are forfeited on the date of cessation of employment, whether due to termination without cause, termination with cause, resignation, retirement or death. Vested options outstanding as at the date of cessation of employment may be exercised in the 90 days following the effective date of the cessation of employment.
Change of Control	The vesting of NEO stock options in a change of control scenario is dependent on whether the NEO is actually or constructively terminated following a change of control event (" double trigger ").
Restrictions	No one person, nor the NEOs as a group, may hold stock options exceeding five percent of the Company's outstanding Common Shares.
Re-Pricing	The Company does not re-price out-of-the-money, or other, stock options.

Other Compensation

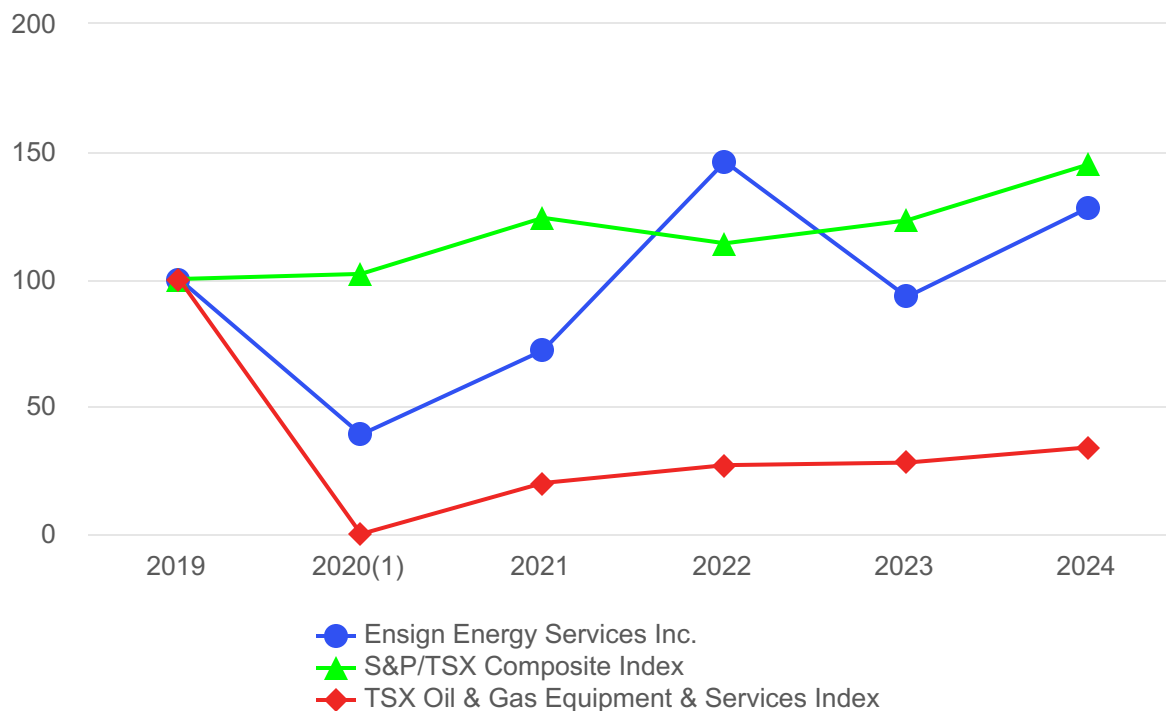
Other Compensation Elements	
Employee Savings Plan:	<p>For Canada-based employees, the Company also provides an “Employee Savings Plan”, whereby employees can elect to contribute, based on years of service, up to five percent of their regular earnings to a savings plan.</p> <p>The Company contributes, on a matching basis, by way of the purchase of Company Common Shares acquired each pay period through the TSX. The matching Common Shares vest in favour of participating employees as to 50 percent in the year following the year in which the contribution was made and 50 percent in the next year.</p> <p>Certain alternative plans are provided by the Company to employees in jurisdictions outside of Canada.</p>
Benefits and Perquisites:	<p>The Company provides standard benefits as part of a competitive compensation package.</p> <p>The Company does not have:</p> <ul style="list-style-type: none"> • Employment contracts with any of its NEOs or other executives; • Separate change of control agreements; or • Executive pension or retirement plans. <p>We limit the use of perquisites for our executives, as we do not think they should be a significant element of compensation beyond what is appropriate to keep the Company competitive.</p>

Performance Graph

The following performance graph illustrates the Company’s five year cumulative shareholder return, as measured by the closing price of the Company’s Common Shares at the end of each financial year, assuming an initial investment of \$100 on December 31, 2019, compared to the S&P/TSX Composite Index and the TSX Oil & Gas Equipment & Services Index, assuming the reinvestment of dividends, where applicable.

	2019	2020 ⁽¹⁾	2021	2022	2023	2024
Ensign Energy Services Inc.	100	39	72	146	93	128
S&P/TSX Composite Index	100	102	124	114	123	145
TSX Oil & Gas Equipment & Services Index	100	0	20	27	28	34

¹ In 2020 index pricing was unavailable due to a lack of eligible constituents.



Our financial results in 2020 were significantly negatively impacted by the global COVID-19 pandemic, which resulted in travel restrictions, business closures, stay-at-home orders and other public health measures to combat the spread of the virus. These measures resulted in a significant slow-down in global economic activity that subsequently reduced the demand for crude oil and natural gas. This reduction in activity compounded the already declining commodity prices of crude oil and natural gas, which was underway prior to the pandemic as a consequence of a market share and oil price war between certain crude oil producing countries. Our share price, along with the share prices of our peers, was again negatively impacted by these global conditions.

In 2021, our financial results continued to be negatively impacted by reduced demand for crude oil and natural gas, arising primarily from the ongoing COVID-19 pandemic. Over the year, oil and natural gas industry fundamentals continued to recover from the lows experienced in 2020. The roll-out of COVID-19 vaccines globally early in the year, in combination with economic stimulus actions, drove oil demand improvements and recovery. Global commodity prices reached a seven-year high late in 2021 before dropping towards the end of the year when the Omicron variant of the COVID-19 virus emerged, which resulted in concerns regarding the impact of this variant on oil and gas demand. Although our share price improved year-over-year, these macro-economic conditions continued to negatively impact industry conditions, our share price and the share prices of our peers.

In 2022, oil and natural gas commodities demonstrated strong fundamentals following the easing of global lockdowns, the increase in demand and moderating of supply. Nearing the end of the first quarter, energy security became a top priority around the globe, following the invasion of Ukraine by the Russian Federation. Oil and natural gas producers began to record profits as crude oil topped US \$114/bbl for WTI and natural gas reaching US \$8/Mbtu. As hostilities continued throughout the year, crude oil prices fluctuated primarily as a result of the US government's release of some of its strategic petroleum reserves to combat the high price of energy, output decisions by producing nations and pricing caps on Russian oil. Energy producers remain disciplined in their commitment to prioritize shareholder return. By the latter part

of the year, activity for oilfield services began to pick-up as energy producers began looking to maintain production levels.

During 2023, despite the possibility of an economic recession as governments worked to quell high inflation through monetary policy changes, the oil and natural gas industry remained relatively strong. Moderation implemented by OPEC helped to constrain oil supply and supported a floor on global crude oil prices. Furthermore, the ongoing conflict between the Russian Federation and Ukraine and hostilities in the Middle East continued to drive uncertainty in global oil markets and pricing which resulted in overall commodity price volatility.

As a result of the commodity price volatility, reinforced customer capital discipline, and several oil and gas sector mergers and acquisitions ("**M&A**") in North America, the industry rig count in North America experienced a steady decline into the latter half of 2023.

In 2024, demand for oilfield services continued to be generally consistent despite the year-over-year decline in oilfield services activity in certain operating regions. The completion of the Trans Mountain Pipeline expansion in May resulted in increased Canadian industry activity, while the United States rig count continued to be depressed in part because of relatively low natural gas commodity prices. Furthermore, the above noted M&A continued to impact drilling programs over the short-term, with customers exercising discipline with their capital programs. However, despite the short-term headwinds, demand for crude oil continued to increase year-over-year. Moreover, OPEC+ nations continued to exercise production and supply discipline in response to market conditions.

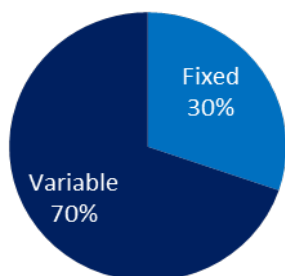
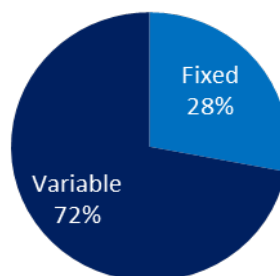
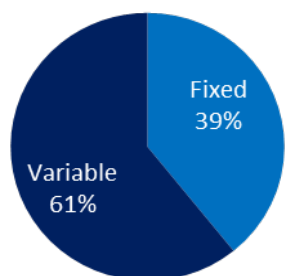
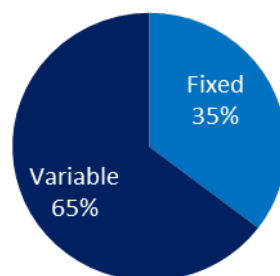
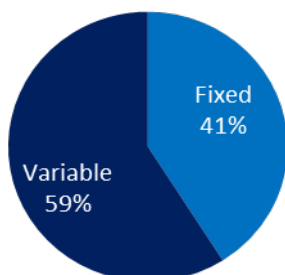
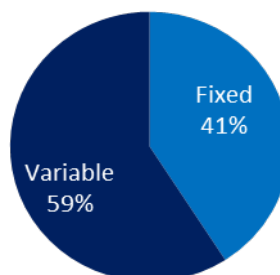
The trend in the preceding performance graph does not directly correlate to the trend of the compensation paid to the NEOs. The Compensation Committee has concluded that management should be compensated based on competitive market conditions and the value of the services provided, irrespective of Common Share price movements. Stock options and PSUs each form a portion of compensation, and therefore total compensation for the Company's NEOs is affected by increases or decreases in the price of the Company's Common Shares as the value of such stock options and PSUs varies, respectively, as the Company's absolute and relative share price changes.

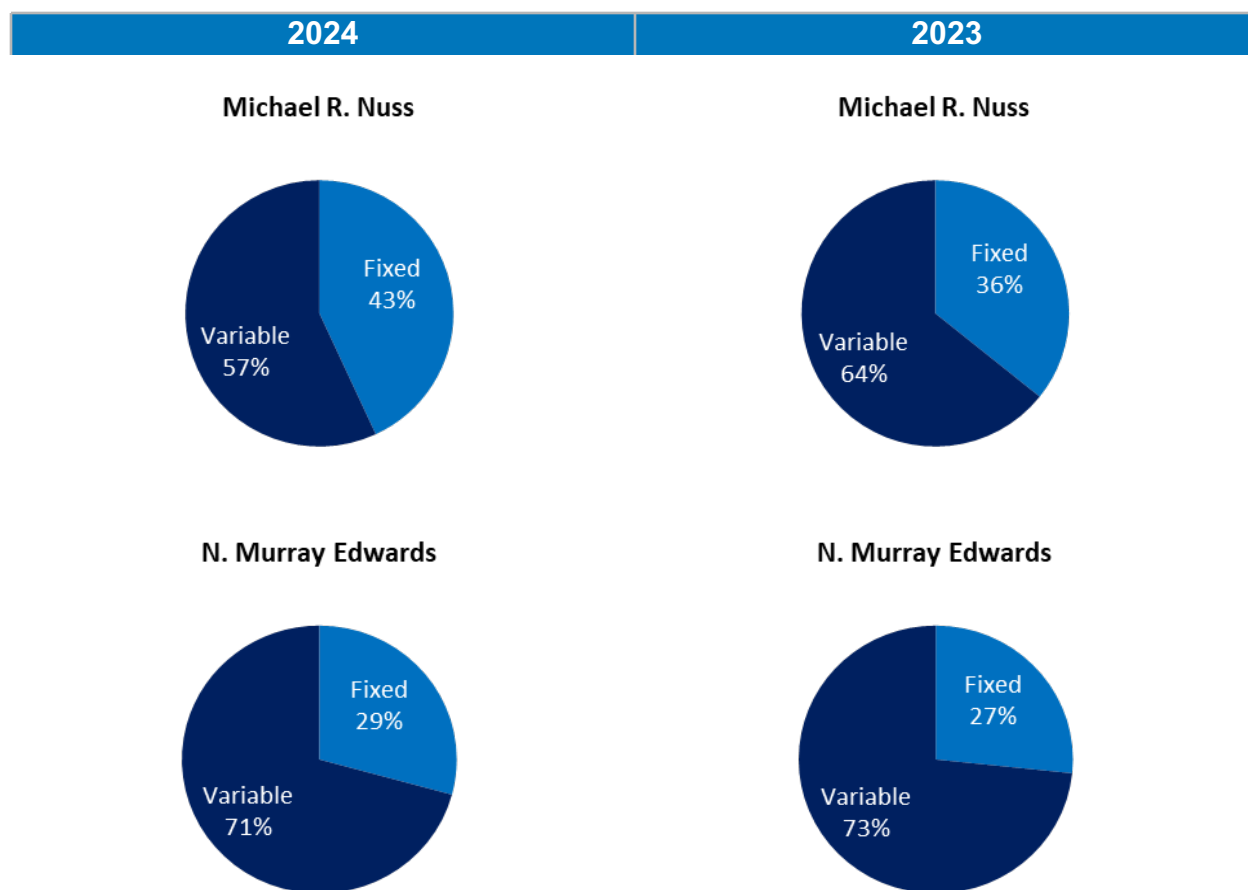
2024 Compensation and Pay Mix

The following pie charts show the respective actual pay mixes as between fixed and variable compensation achieved for each of the NEO's for 2024 and 2023. As demonstrated, a significant proportion of our NEOs' compensation is delivered through variable compensation.

The pie charts demonstrate fairly consistent proportions of total pay granted to or received by NEOs in the form of variable compensation. In 2024 and in 2023, the compensation provided to NEOs included the four elements described above, being base salary, annual cash bonus, PSUs and stock options.

For a breakdown of all elements of actual compensation paid and granted in 2024, please refer to the "Summary Compensation Table".

2024**2023****Robert H. Geddes****Robert H. Geddes****Michael R. Gray****Michael R. Gray****Brent J. Conway****Brent J. Conway**



Compensation Objective Supported

The above pie charts which reflect total fixed and variable compensation paid or granted to the NEOs during or in respect of the year, generally reflect a relatively consistent proportional allocation of variable compensation as compared to fixed compensation in 2024 as compared with 2023.

The reported totals for the NEO who was paid in US dollars (Mr. Nuss) fluctuate somewhat due to the year-end exchange rates used (2024: CAD \$1.00 = USD \$1.37; 2023: CAD \$1.00 = USD \$1.35).

The fixed component of compensation, being base annual salaries (or annual consulting fee, in the case of Mr. Edwards), furthers the Company's goal of retaining and attracting qualified individuals. The determination of base annual compensation for the NEOs is based primarily on past and expected future contributions, value to the organization, general market and economic conditions, market competitiveness and individual performance.

The total compensation for all but one of our NEOs was lower in 2024 than in 2023, due in part to lower achievement of the financial component aspect of the ABP in 2024. This was partially offset by annual salary increases that became effective in 2024.

All of the NEOs recognized a compensation benefit in the past three years from the exercise of stock options.

The outcomes for both 2024 and 2023 reflect the Company's compensation philosophy of delivering a meaningful proportion of total compensation to NEOs using variable pay, such that in years where the Company experiences very challenging market conditions and poor economic fundamentals, variable pay declines significantly along with overall pay. The Company's compensation program is structured to achieve significantly increased variable pay during years of strong financial, safety and relative share price performance, and vice versa.

The relative weighting of the elements of variable pay varies by level within the Company, where the most senior individuals, including the NEOs, have the highest proportion of compensation at-risk. Variable pay for operational management is also weighted between corporate and divisional performance.

2024 Performance of the NEO's

The Company's senior executives focused on our strategic objectives, which include best-in-class safety performance, debt reduction, cost controls, strategic deployment of new technologies and prudent capital expenditures.

The Board of Directors believes the Company continues to compare favourably to its peer group on the key metrics of balance sheet management, capital structure, return on invested capital and cash flow. Specific measures have been put into place to monitor the achievement of corporate strategy, including return on invested capital, total shareholder return, annual growth and expenditure targets.

Progress continues to be made towards the Company's health, safety and environmental performance goals related to employee development, recordable injuries, energy efficiency, environmental stewardship and reliability. Our focus on and commitment towards behaviour-based training, in particular for inexperienced personnel, has resulted in sustained improvements. Our NEOs continued to provide outstanding leadership focusing on operational excellence, capital discipline and strategic direction.

In 2024 the Company specifically achieved the following:

2024 Achievements	
Financial	Exceeded our 2024 debt repayment goal of \$200 million by \$19.7 million.
	We reduced our net capital expenditures in 2024 by \$13.1 million when compared to 2023.
	Closed a \$25.0 million non-brokered private placement convertible debenture.
Safety	Recorded a "Total Recordable Injury Rate" (TRIR) of less than 1.00 for the overall company. These results are an outcome of having a persistent strong focus on leading indicators such as leadership visits, operational excellence meetings and the implementation of effective corrective and preventative measures.
Operations	Our Canadian segment increased drilling operating days by 10% when compared to 2023 and our international segment increased by one percent.
Innovation/ Technology	We continue to implement revenue generating Ensign Edge® Autopilot on a number of drilling rigs and expanding our portfolio of products.
Training	We continued to enforce and engrain our "Global Skills Standard" (GSS) training program across our entire active drilling fleet and worked on obtaining International Association Drilling Contractors' accreditation which we received in the first quarter of 2024.

2024 Annual Bonus Calculation – Cash Award

Together, the achievement in 2024 of financial and safety metrics resulted in a total annual cash bonus pursuant to the ABP of between 45.7 percent and 63.7 percent of earned base salary for the NEOs.

The Company's ABP pays out when certain minimum thresholds are met for corporate earnings, safety results and the achievement of strategic objectives over a one-year period. As described in the section above entitled "Executive Compensation Components – Detailed Description" for the 2024 year, the Company awarded bonuses to NEOs and other Plan participants based on the performance achieved in respect of pre-approved annual targets, as follows:

Metrics	2024 Achievement
Financial Performance	In 2024, on a consolidated basis, the Company's Adjusted EBITDA achieved approximately 86.4 percent of the approved annual budget for 2024.
Asset Efficiency Ratio	In 2024, on a consolidated basis, the AER ratio was 19.1 percent.
Safety Performance	Safety performance metrics on a consolidated basis in 2024 achieved approximately 116.1 points out of a target of 100.
Strategic Goals	Four pre-approved strategic goals were set for the NEO group in 2024. Three were partially achieved and two were not achieved by the end of 2024.

Governance of the financial performance criteria and metrics is comprehensive. Reviews of measures, weightings, targets and performance results are conducted at various times of the year by the appropriate divisional, corporate and Compensation Committee levels before being approved. Annual safety goals for each division are reviewed by the Health, Safety & Environment Committee ("**HSE Committee**") of the Board of Directors, to ensure alignment with the objectives of that Committee.

PSUs – Achievement of Performance Metrics (2021 Award, paid in 2024)

Value from PSUs is realized when the Company's performance on the metrics of total shareholder returns and return on capital employed, as relatively measured against our performance peer group, are at or above a threshold level, and how the Company's share price performs relative to the peer group over the medium-term. For the three-year term of the awards that matured on December 31, 2023 and were paid in 2024, the following performance metrics were achieved:

Performance Multipliers				
Component	2021	2022	2023	3 Yr Avg
Relative TSR Rank	67.5%	80.0%	8.3%	
Relative TSR Multiplier (67 percent weighting)	1.7x	2.0x	0.0x	1.2x
ROCE Actual	72.5%	22.6%	7.3%	
ROCE Multiplier (33 percent weighting)	1.9x	0.0x	0.0x	0.6x
Combined Multiplier	1.8x	1.3x	0.0x	1.0x

2024 Stock Option Grants

NEOs and certain other employees are eligible to receive grants of stock options. Grants of stock options are recommended by the Executive Management Committee to the Compensation Committee for review and approval. Options are not guaranteed to be granted annually or on a pre-determined schedule, but are granted at the discretion of the Compensation Committee, having regard to market cycles, recruitment, retention, competitive compensation, roles, responsibilities and individual performance, as balanced by the number of options available to be granted and the desire to restrict the volume of outstanding options below acceptable dilution thresholds. Value is realized from stock options when the Company's share price appreciates over the long-term.

The NEOs received the following stock option grants in 2024, and prior to the date hereof:

Name	March 2025 Grant	March 2024 Grant
Geddes, Robert H.	180,000	150,000
Gray, Michael R.	100,000	70,000
Conway, Brent J.	100,000	70,000
Nuss, Michael R.	—	70,000
Edwards, N. Murray	180,000	150,000

Looking Ahead to 2025

Effective January 1, 2025, the NEOs received a normal course wage increase for the year. Elements of variable compensation are anticipated to remain unchanged in 2025. The Compensation Committee will make further adjustments as necessary to the compensation of NEOs and all other employees, in response to equitable, market and industry conditions. We do not expect the design of our compensation programs to change materially in 2025.

Summary Compensation Table

The following table sets forth, for the year ended December 31, 2024, information concerning the compensation paid or payable to the executive officers of the Company whose total compensation exceeded \$150,000 and who met the requirements to be classified as "Named Executive Officers" pursuant to National Instrument 51-102 – *Continuous Disclosure Obligations*. As described further in the "Statement of Corporate Governance Practices", the Company does not have a named Chief Executive Officer. Specific aspects of compensation are covered in greater detail in subsequent tables.

The total cash and non-cash compensation paid or awarded to the NEOs over the past three years is detailed in the following table. Amounts earned or granted, but not paid, are reflected in the year in which the compensation was earned or granted.

All amounts are in Canadian dollars. With respect to the NEO who is paid in United States dollars (Mr. Nuss), the translation to Canadian dollars is reflected at the rate of USD \$1 = CAD \$1.37 (being the exchange rate on December 31, 2024).

Name and Principal Position	Year	Salary (\$)	Share-Based Awards (PSUs) ⁽³⁾ (\$)	Option-Based Awards ⁽⁴⁾ (\$)	Non-Equity Incentive Plan Compensation-Annual Incentive Plans ⁽⁵⁾ (\$)	All other Comp. ⁽⁶⁾ (\$)	Total Comp. (\$)
Geddes, Robert H. President & Chief Operating Officer	2024	850,000	1,275,000	142,500	541,068	189,410	2,997,978
	2023	795,375	1,193,036	240,000	615,421	182,030	3,025,889
	2022	757,500	1,136,250	234,000	689,943	165,665	2,983,358
Gray, Michael Chief Financial Officer	2024	400,000	300,000	66,500	254,620	32,079	1,053,199
	2023	367,500	275,625	112,000	284,353	27,884	1,067,362
	2022	350,000	262,500	93,600	318,786	27,276	1,052,162
Conway, Brent J. Executive Vice President International Operations	2024	434,969	326,226	66,500	233,502	102,477	1,163,674
	2023	422,300	316,725	112,000	181,378	96,101	1,128,504
	2022	410,000	307,500	93,600	191,038	95,097	1,097,235
Nuss, Michael R. ⁽¹⁾ Executive Vice President United States Operations	2024	587,042	440,282	66,500	268,367	61,922	1,424,113
	2023	561,623	421,218	112,000	476,214	59,128	1,630,183
	2022	525,070	384,715	93,600	385,478	36,914	1,425,777
Edwards, N. Murray ⁽²⁾ Chairman	2024	-	750,000	142,500	318,275	500,000	1,710,775
	2023	-	750,000	240,000	386,875	500,000	1,876,875
	2022	-	750,000	234,000	455,408	500,000	1,939,408

1. Mr. Nuss' base annual salary in 2024 was US \$428,498. For reporting purposes, the US dollar portion of all compensation elements for Mr. Nuss (who receives all of his compensation in US dollars) were translated at the following exchange rates; December 31, 2024 - 1.37, December 31, 2023 - 1.35 and December 29, 2022 - 1.30.
2. Mr. Edwards is not an employee of the Company and does not receive a salary. However, he and a controlled corporation provide ongoing management services and strategic advice to the Company and thus Mr. Edwards meets the definition of a NEO. Mr. Edwards' controlled corporation receives an annual consulting fee for the costs it incurs on behalf of and for services it provides to the Company, which is included in the column "All other compensation". Mr. Edwards may personally receive variable compensation pursuant to the ABP, the Stock Option Plan, the PSU Plan or such other compensation awards or plans as may be approved by the Compensation Committee from time to time.
3. Share-Based Awards (PSUs): Share-based awards represent the grant date fair value of PSU awards granted in the year. US dollar amounts (Mr. Nuss) were converted to Canadian dollars on the grant date using the following exchange rates: 2024 awards – 1.37x, 2023 awards – 1.34x; 2022 awards – 1.27x.
4. Option-Based Awards: Option-based awards represent the grant date fair value of stock options granted in the year. The grant date fair value of option-based awards granted to NEOs pursuant to the Stock Option Plan is calculated for compensation disclosure purposes using the Black-Scholes option pricing model with the following assumptions: weighted average fair value per option: March 5, 2024 - \$0.95, March 7, 2023 - \$1.60, and March 16, 2022 - \$1.56; weighted-average risk free rate March 5, 2024 - 3.4%, March 7, 2023 - 3.6%, and March 16, 2022 - 2.0%; weighted-average volatility: March 5, 2024 - 40%, March 7, 2023 - 40%, March 16, 2022 - 40%; expected life: March 5, 2024 – 5 years, March 7, 2023 – 5 years, and March 16, 2022 – 5 years; weighted-average dividend yield: March 5, 2024 - 0%, March 7, 2023 - 0%, and March 16, 2022 - 0%. The grant date fair value for compensation disclosure purposes differs from accounting fair value, as the option-based awards are, under IFRS 2, considered to be compound financial instruments and accounted for as cash-settled awards. Accordingly, these stock option awards are re-valued at every quarter end.
5. Non-Equity Incentive Plan Compensation – Annual Incentive Plans: The annual incentive plan amounts are the cash bonuses earned for each year indicated, pursuant to the ABP. Bonus awards are paid to the NEOs in cash in April or May following the year in which they were earned. Because of the timing of the payments

of these bonuses relative to the date of this Circular, the prior year amounts may be adjusted as appropriate to reflect actual final payment amounts.

6. All other compensation:

- (i) Canadian Employee Savings Plan: This includes Common Shares that have vested during the year to the benefit of NEOs who elect to participate in the Company's "Employee Savings Plan" for Canadian-based employees. Up to 5 percent of a participating employee's base salary is matched in cash contributions made by the Company, used to purchase Common Shares on the TSX on behalf of the NEO, which vest to the benefit of each NEO equally over two years each February 1. The value of the vested shares is derived by multiplying the Common Share price on the vesting date by the number of Common Shares vesting to the benefit of the NEO on that date.
- (ii) Benefits: Our global benefits programs offer competitive comprehensive medical and dental coverage and cost sharing. Benefits programs offered to NEO's are the same benefits as are offered to all employees in the applicable region.
- (iii) Perquisites: Our executives receive limited perquisites, such as club memberships, consistent with our industry peers and which form a part of their competitive compensation packages. The availability of some perquisites varies by position.
- (iv) The amounts reported as "all other compensation" for each NEO include the following:
 - Mr. Geddes: The employer match pursuant to the Canadian Employee Savings Plan, a vehicle allowance, parking, the employer portion of benefit premiums, club memberships, a housing amount (to cover the cost of a secondary residence for Mr. Geddes in Houston, which recognizes the significant portion of time he is normally required to spend in Houston) and an executive health program.
 - Mr. Gray: The employer match pursuant to the Canadian Employee Savings Plan, parking, the employer portion of benefit premiums, and an executive health program.
 - Mr. Conway: The employer match pursuant to the Canadian Employee Savings Plan, an annual \$50,000 country allowance paid to Mr. Conway with respect to his responsibilities over the Company's operations in Latin America, the Middle East and Australia, a vehicle allowance, parking, the employer portion of benefit premiums and a club membership.
 - Mr. Nuss: A vehicle allowance, the employer portion of benefit premiums, employer match contribution to a 401(k) plan and a club membership.
 - Mr. Edwards: The consulting fee described in Note 2 above. Neither Mr. Edwards nor his controlled corporation received any "all other compensation" perquisites or benefits from the Company in the years noted.

Neither Mr. Geddes nor Mr. Edwards (nor his controlled corporation) receive any additional compensation, perquisites or benefits from the Company in the years noted for serving as a Director of the Company.

Outstanding Share-Based Awards and Option-Based Awards

The following table sets forth, for each NEO, all option-based and share-based awards that were outstanding as at December 31, 2024:

Name	Option-Based Awards					Share-Based Awards (PSUs)				
	Grant Date (dd/mm/yyyy)	# of Securities Underlying Unexercised Options ⁽¹⁾⁽²⁾ (#)	Option Exercise Price (\$)	Option Expiration Date (dd/mm/ yyyy)	Value of Un- Exercised in-the- Money Options ⁽³⁾ (\$)	Plan	Year	Number of shares or units of shares that have not vested (#)	Market or payout value of share-based awards that have not vested ⁽⁴⁾ (\$)	Market or payout value of vested share-based awards not paid out or distributed (\$)
Geddes, Robert H.	15/03/2021	60,000	1.56	31/12/2025	178,800	PSU				
	16/03/2022	150,000	2.80	31/12/2026	447,000	PSU	2022	362,486	1,080,208	—
	07/03/2023	150,000	3.94	31/12/2027	—	PSU	2023	379,956	1,132,269	—
	07/05/2024	150,000	2.43	31/12/2028	447,000	PSU	2024	487,311	1,452,187	—
	Total:	510,000			1,072,800			1,229,753	3,664,664	—
Gray, Michael R.	15/03/2021	30,000	1.56	31/12/2025	89,400	PSU				
	16/03/2022	60,000	2.80	31/12/2026	178,800	PSU	2022	83,743	249,554	—
	07/03/2023	70,000	3.94	31/12/2027	—	PSU	2023	87,779	261,581	—
	07/05/2024	70,000	2.43	31/12/2028	208,600	PSU	2024	114,661	341,690	—
	Total:	230,000			476,800			286,183	852,825	—
Conway, Brent J.	15/03/2021	50,000	1.56	31/12/2025	149,000					
	16/03/2022	60,000	2.80	31/12/2026	178,800	PSU	2022	98,099	292,335	—
	07/03/2023	70,000	3.94	31/12/2027	—	PSU	2023	100,868	300,587	—
	07/05/2024	70,000	2.43	31/12/2028	208,600	PSU	2024	124,685	371,561	—
	Total:	250,000			536,400			323,652	964,483	—
Nuss, Michael R.	15/03/2021	50,000	1.56	31/12/2025	149,000					
	16/03/2022	60,000	2.80	31/12/2026	178,800	PSU	2022	120,799	359,981	—
	07/03/2023	70,000	3.94	31/12/2027	—	PSU	2023	134,146	399,755	—
	07/05/2024	70,000	2.43	31/12/2028	208,600	PSU	2024	166,467	496,072	—
	Total:	250,000			536,400			421,412	1,255,808	—
Edwards, N. Murray	15/03/2021	150,000	1.56	31/12/2025	447,000					
	16/03/2022	150,000	2.80	31/12/2026	447,000	PSU	2022	239,265	713,010	—
	07/03/2023	150,000	3.94	31/12/2027	—	PSU	2023	238,854	711,785	—
	07/05/2024	150,000	2.43	31/12/2028	447,000	PSU	2024	286,653	854,226	—
	Total:	600,000			1,341,000			764,772	2,279,021	—

- (1) The number of unexercised options as at December 31, 2024.
- (2) The securities underlying the options granted are Common Shares. The options granted vest at the rate of 20 percent per year, on a cumulative basis. For more information, see the section entitled "Stock Option Plan".
- (3) All option values have been determined based on the closing price for Common Shares of \$2.98 on December 31, 2024. "In-the-money" means that the exercise price for the option was less than \$2.98 on December 31, 2024.
- (4) PSU values are based on the closing price for Common Shares of \$2.98 on December 31, 2024, and assume a payout multiplier of 1.0x. PSUs granted in 2022 matured on December 31, 2024, PSUs granted in 2023 mature on December 31, 2025 and PSUs granted in 2024 mature on December 31, 2026. The value of all PSU awards assumes a payout multiplier of 1.0x.

Payout in 2025 of Matured 2022 PSU Awards

The 2022 award of PSUs matured on December 31, 2024 and were paid out on or before March 15, 2025. The table below shows the difference between the grant value and the payout value for each NEO, illustrating the at-risk nature of these awards. The NEOs received a final PSU payout that was 78 percent of the original grant value of the award.

Name	Grant Value (\$) ⁽¹⁾	# of PSUs Granted ⁽²⁾	# of PSUs at Maturity	2022 Multiplier (20%)	2023 Multiplier (20%)	2024 Multiplier (20%)	Full Term Combined Multiplier (40%)	VWAP to Dec 31, 2024 (\$)	Final PSU Payout (\$)	Payout % of Grant Value
Geddes, Robert H.	1,136,250	362,486	362,486	1.34	0.00	1.28	0.87	2.82	890,786	78%
Gray, Michael	262,500	83,743	83,743	1.34	0.00	1.28	0.87	2.82	205,792	78%
Conway, Brent J.	307,500	98,099	98,099	1.34	0.00	1.28	0.87	2.82	241,071	78%
Nuss, Michael R.⁽³⁾	384,715	120,799	120,799	1.34	0.00	1.28	0.87	2.82	296,855	78%
Edwards, N. Murray	750,000	239,265	239,265	1.34	0.00	1.28	0.87	2.82	587,977	78%

- (1) Grant values are determined by role. Mr. Geddes and Mr. Edwards received a PSU grant, in 2022, having a value of 150 percent of their 2022 base annual compensation; Messrs. Gray, Conway and Nuss received a grant having a value of 75 percent of their 2022 base annual compensation.
- (2) The number of PSUs initially granted was based on the grant value divided by the volume weighted average price of the Company's shares for the 10 trading days prior to the grant date of April 1, 2022, being \$3.13.
- (3) The PSU payout for Mr. Nuss was converted back to USD at the same rate his base salary was converted into CAD on the award date of April 1, 2022, being USD \$1.00 = CAD \$1.25, with the result that the payment to Mr. Nuss in USD was \$0.80.

Calculation of Payout Multiplier

For the 2022 PSU awards which matured on December 31, 2024, our three-year average TSR and ROCE for the performance period from January 1, 2022 to December 31, 2024, relative to our PSU performance peer group and weighted as to 20 percent in each individual year and 40 percent for the average over the three-year period, resulted in an overall award multiplier of 0.87x, as specified below:

PSU Multiplier – 2022 Awards on Maturity					
Component	2022 (20%)	2023 (20%)	2024 (20%)	3 Yr Avg (40%)	Overall Weighted Multiplier
Relative TSR Rank	80.00%	8.30%	72.60%		
Relative TSR Multiplier (67 percent)	2.00x	0.00x	1.90x	1.30x	
ROCE Actual	22.60%	7.30%	3.40%		
ROCE Multiplier	0.00x	0.00x	0.00x	0.00x	
Combined Multiplier	1.34x	0.00x	1.28x	0.87x	0.87x

The Compensation Committee reviewed and approved the multipliers in each year of the award and at the end of the performance period, and believes that the payouts are appropriate in light of original grant values, market conditions during the applicable years included in the performance period, our relative Common Share price performance and our relative return on capital employed over the term of these awards.

Incentive Plan Awards – Value Vested or Earned During the Year

The following table sets forth, for each NEO, the value of option-based and share-based awards which vested or matured during the year ended December 31, 2024, and the value of non-equity incentive plan compensation earned during the year ended December 31, 2024.

Name	Option-Based Awards – Value Vested During the Year (\$) ⁽¹⁾⁽²⁾	Share-Based Awards – Value Vested During the Year (\$) ⁽³⁾	Non-Equity Incentive Plan Compensation – Value Earned During the Year (\$) ⁽⁴⁾
Geddes, Robert H.	60,576	1,021,668	541,068
Gray, Michael R.	19,380	236,029	254,620
Conway, Brent J.	19,380	276,491	233,502
Nuss, Michael R.	19,380	340,471	268,367
Edwards, N. Murray	60,576	674,368	318,275

1. Includes options which vested pursuant to the Stock Option Plan during 2024.
2. Option-based awards: Options vest at the rate of 20 percent per annum. Each option-based award has a set vesting date of July 1 in each year. As such, one fifth of the options granted to each NEO in 2020, 2021, 2022, 2023 and 2024 vested and became exercisable in 2024. The value of option-based awards is calculated based on the difference between the market value of the Common Shares underlying the options on the vesting date (July 2, 2024, being the first trading day following the vesting date of July 1, 2024 – \$2.28) and the exercise price of the options, and reflects the aggregate value realized had the vested options been exercised on the vesting date.
3. Share-based awards (PSUs): The share-based awards outstanding as of December 31, 2024 were the 2022, 2023 and 2024 PSU grants. The 2022 grant matured on December 31, 2024 and was payable in cash in 2025. The 2023 and 2024 grants mature on December 31, 2025 and December 31, 2026 respectively, and are payable in cash on or before March 15, 2026 and March 15, 2027 respectively. The value of PSUs for this purpose is calculated based on the volume weighted average of the trading price per Common Share for the 10 trading days prior to the maturity date of such award (being December 31, 2024 – \$2.82) and assumes a multiplier of 1.0x.
4. Non-Equity Incentive Plan Compensation: Non-equity incentive plan compensation earned for the 2024 year by NEOs includes the annual cash bonus. The exchange rate used to convert the bonus awarded to Mr. Nuss in USD is as of December 31, 2024, which was USD \$1.00 = CAD \$1.37.

All of the Company's NEOs realized a benefit from the exercise of stock options in the year ended December 31, 2024.

Pension Plan Benefits

The Company does not have a pension plan or provide other retirement plan benefits.

Termination and Change of Control Benefits

The Company does not have written employment agreements in place with any of its NEOs which provide for incremental payments, payables or benefits upon termination (whether voluntary, involuntary or constructive), resignation, retirement, a change of control of the Company or a change in a NEO's responsibilities. Upon termination of employment for any reason, such executives (as with other employees) would be entitled to benefits for a severance period to be determined, pursuant to applicable law, at the time of termination, depending upon length of service, age, salary level and a number of other factors.

The specific provisions of the Company's Stock Option Plan and PSU Plan govern the treatment of unvested and vested stock options and PSUs, and the Employee Savings Plan governs the treatment of unvested Common Shares held in this plan on the cessation of employment, including on a change of control (please see the section entitled "Stock Option Plan" below, and the section entitled "NEO Compensation Components" above, for further details). Depending on the conditions of termination, we treat NEOs and other employees as follows:

Type	Termination Payment	Annual Bonus Plan	Stock Options	Employee Savings Plan ⁽¹⁾	Performance Share Units
Resignation	All salary and benefit programs cease.	Current year cash bonus is forfeited.	Vested stock options must be exercised within 90 days; unvested stock options are forfeited.	Unvested shares held in trust are forfeited.	Matured PSUs which have not yet been paid as of the last day of employment are paid in the normal course. Unmatured PSUs are forfeited.
Termination without Cause	All salary and benefit programs cease. Severance provided on an individual basis pursuant to applicable law, which in most jurisdictions reflects length of service, position, age, salary level and other applicable factors.	Current year cash bonus is forfeited.	Vested stock options must be exercised within 90 days; unvested stock options are forfeited.	Unvested shares held in trust are forfeited.	Matured PSUs which have not yet been paid as of the last day of employment are paid in the normal course. Unmatured PSUs will mature on a pro-rated basis, using days of employment within the Term relative to the days in the Term. Unmatured PSUs are forfeited.
Termination with Cause	None. All salary and benefit programs cease.	Current year cash bonus is forfeited.	Vested stock options must be exercised within 90 days; unvested stock options are forfeited.	Unvested shares held in trust are forfeited.	Matured PSUs which have not yet been paid as of the last day of employment are paid in the normal course. Unmatured PSUs are forfeited.
Retirement <i>(age plus years of service at the time of retirement is equal to or greater than 65).</i>	All salary and benefit programs cease.	Current year cash bonus is paid on a pro-rata basis.	Vested stock options must be exercised within 90 days; unvested stock options are forfeited.	Unvested shares held in trust vest in an accelerated manner, as at the retirement date.	Matured PSUs which have not yet been paid as of the last day of employment are paid in the normal course. Unmatured PSUs are subject to forfeiture.
Death or Disability	All salary and benefit programs cease (except for the payout of applicable life insurance benefits).	Current year cash bonus is paid on a pro-rata basis.	Vested stock options must be exercised within 90 days; unvested stock options are forfeited.	Unvested shares held in trust vest in an accelerated manner (on the date of death).	All unmaturing PSUs mature in an accelerated manner as of the date of death or permanent disability.
Change of Control	No trigger.	No trigger.	No accelerated vesting unless employment is also terminated.	No accelerated vesting unless employment is also terminated.	No accelerated vesting unless employment is also terminated.

1. The Canadian Employee Savings Plan is an employee benefit plan available to employees resident in Canada only. Similar plans may be in place for the benefit of employees in the Company's other jurisdictions of operation.

No other incremental payments, payables and benefits are triggered by, or result from, a change of control scenario for compensation. If any of the NEOs were to be terminated following a change of control, such executives would be entitled to salary, annual bonus and other compensatory benefits for a severance period to be determined at the time of such change of control, depending upon length of service, age, salary level and a number of other factors.

In March 2017, the Compensation Committee adopted certain amendments to the Stock Option Plan (discussed in further detail in the section below entitled "Stock Option Plan"). The amended Stock Option Plan added a "double trigger" with respect to the accelerated vesting of options upon a change of control.

Upon a change of control, substitute or replacement options on similar terms will be provided to participants. Only where this replacement does not or will not occur upon the occurrence of the change of control for any reason, would outstanding unvested stock options vest automatically. The replacement stock options will vest immediately if the executive is terminated without cause or is constructively terminated within 12 months following the change of control. Similar change of control provisions are applicable to PSUs.

Executive Equity Ownership Policy

With a view to further aligning management's interests with those of the Shareholders, the Company has implemented a policy that the executive officers and senior managers at the levels listed below hold the level of equity (being Common Shares or share grants or units having the same economic interest as Common Shares) outlined below:

Executive Level	Ownership Requirement
Chairman	4 times the annual consulting fee
President & Chief Operating Officer	4 times base salary
Chief Financial Officer, Executive Vice Presidents and Divisional Presidents	2 times base salary
Senior Vice Presidents and Vice Presidents	1 times base salary

Executive officers and senior managers to whom this policy applies must reach the minimum required level of equity ownership within five years of their date of promotion or appointment to the executive officer or senior manager level position. In calculating equity ownership for officers, the aggregate value of Common Shares or share grants or units having the same economic interest as Common Shares is used (including PSUs at target, but excluding the value of any exercisable and vested stock options). The minimum requirement for the levels noted above fluctuates yearly based on salary changes and changes to the price of the Common Shares.

In order to avoid the need to continuously monitor and adjust holdings based on fluctuations in the market price of the Common Shares, for the purposes of the minimum equity ownership requirement applicable to the Company's members of management, the value of equity holdings is calculated based on the greater of:

- i. The current market value of the Common Shares;*
- ii. The market value of the Common Shares as at December 31 of the immediately preceding year; and*
- iii. The acquisition cost of such Common Shares.*

Once the applicable threshold is met, further purchases or acquisitions are not required if the value of the Common Shares held decreases solely as a result of a decline in the trading price of the Common Shares. However, if the value decreases for any other reason (i.e. sale of Common Shares), such member of management is required to increase the value of his or her investment to the required threshold.

Due to the termination in 2017 of the Company's Performance Share Award program, which historically had been an element of compensation through which the minimum shareholding requirement was intended to be, in part, satisfied, the Compensation Committee has determined that PSUs currently will be counted, at target, towards the achievement of the minimum shareholding requirement. However, for any

executive subject to this requirement who has not met his or her requirement through ownership of actual Common Shares, the after-tax proceeds of any PSU payment (the first of which occurred in 2021, for awards granted in 2017 and which matured on December 31, 2020) must be used to purchase Common Shares, on the open market, such that the applicable ownership level is ultimately met through ownership of actual Common Shares.

As of December 31, 2024, all of the executive officers and senior managers subject to this policy have satisfied their ownership requirements, other than those senior managers who are within the five-year time period during which such senior managers have to accumulate these holdings. The table below summarizes the share ownership levels for each of the current NEOs as of March 20, 2025.

Name and Principal Position	Ownership as at March 20, 2025 ⁽¹⁾	Ownership Requirement		Meets Requirement
		Multiple of 2024 Base Compensation (CAD \$)	Requirement (CAD \$)	
Geddes, Robert H. President & Chief Operating Officer	1,914,300	4 x \$850,000	\$3,400,000	Yes
Gray, Michael R. ⁽²⁾ Chief Financial Officer	336,165	2 x \$400,000	\$800,000	Yes
Conway, Brent J. ⁽³⁾ Executive Vice President International Operations	190,413	2 x \$434,969	\$869,938	Yes
Nuss, Michael R. ⁽⁴⁾ Executive Vice President United States Operations	126,619	2 x \$587,042 ⁽⁵⁾	\$1,174,084	Yes
Edwards, N. Murray Chairman	43,060,656	4 x \$500,000	\$2,000,000	Yes

1. Includes Common Shares beneficially owned, controlled or directed by the NEO.
2. Mr. Gray currently meets the requirement based on previous market value and the inclusion of PSUs as target (currently permitted by our policy, described above).
3. Mr. Conway currently meets the requirement with the inclusion of PSUs as target (currently permitted by our policy, described above).
4. Mr. Nuss currently meets the requirement based on the acquisition cost of his Common Shares and the inclusion of PSUs as target (currently permitted by our policy, described above).
5. For reporting purposes and consistency throughout this Circular, the 2024 base compensation level paid in US dollars (Mr. Nuss = USD \$428,498) has been translated at the exchange rate of USD \$1.00 = CAD \$1.37.

SECTION 4 – DIRECTOR COMPENSATION

Director Compensation Philosophy and Objectives

In 2024, all non-management Directors of the Company received a comprehensive compensation package comprised of both cash and equity compensation, as follows:

- i. An annual retainer in the form of a cash retainer;
- ii. An annual equity retainer in the form of deferred share units (“**DSUs**”) or Common Shares pursuant to the Directors DSU Plan (described in detail below);
- iii. Committee chair and committee member cash retainers; and
- iv. Meeting fees.

Compensation programs and levels for non-management Directors are designed to attract and retain high quality individuals who possess experience and capabilities appropriate for the demands of the Company’s board, and to align the interests of the non-management Directors with the Shareholders.

In addition, the remuneration package for Directors is intended to compensate these individuals for their time commitment, the discharge of their responsibilities and the accountabilities of serving as a Director of the Company.

The Corporate Governance, Nominations & Risk Committee (the “**CGNR Committee**”) and the Board of Directors as a whole review director compensation on an annual basis for its adequacy in light of the foregoing factors, as well as for competitiveness against the Company’s peer group.

The Board of Directors continues to monitor evolving industry conditions and may make further adjustments to Director compensation as may be deemed appropriate under the circumstances.

Non-Management Directors – Retainers and Fees

Contemplated Director compensation for 2025 as compared with 2024 and 2023 is as follows:

Compensation Description	2025 ⁽¹⁾	2024	2023
Base Retainer	\$40,000	\$40,000	\$40,000
Base Equity Retainer (DSU or Common Share Retainer)	DSUs or Common Shares valued at \$100,000	DSUs or Common Shares valued at \$100,000	DSUs or Common Shares valued at \$100,000
Audit Committee Chair Retainer	\$15,000	\$15,000	\$15,000
Compensation Committee Chair Retainer	\$10,000	\$10,000	\$10,000
Committee Chairperson Retainer – other committees	\$7,500	\$7,500	\$7,500
Lead Director Retainer	\$10,000	\$10,000	\$10,000
Committee Member Retainer⁽²⁾	\$3,000	\$3,000	\$3,000
Audit Committee Member Retainer⁽²⁾	\$5,000	\$5,000	\$5,000
Board and Committee Meeting Attendance⁽³⁾	\$1,500	\$1,500	\$1,500
Travel Allowance⁽⁴⁾	\$1,500/day	\$1,500/day	\$1,500/day

1. The next regular annual review of non-management Director compensation is scheduled to take place in November 2025.
2. Committee chairs do not also receive a committee member retainer for the same committee.
3. Includes meetings held in-person, by video conference and by telephone conference call.
4. The full amount of the travel allowance day rate is paid where a Director travels to or from outside North America to attend a meeting. Half the day rate (\$750) is paid where a Director travels to or from a meeting within North America, where the flight time is equal to or greater than two hours. Out-of-pocket expenses are also reimbursed.

The equity component of the annual retainer for Directors is intended to ensure an alignment of interests between the Directors who are not also full-time employees of the Company, and those of the Shareholders.

All fees (other than the equity retainer, which is credited or paid quarterly) are paid to Directors annually, in December of the year in which the fees are earned. Fees are pro-rated for partial service. Where applicable, DSUs are credited to a DSU account maintained for the eligible Director on a quarterly basis and Common Shares are purchased on the open market by the Company on a quarterly basis and are transferred to each eligible Director.

Equity-Based Compensation – DSU Plan

The Board of Directors believes that equity-based compensation for Directors provides for greater alignment of interests between Directors and Shareholders. As such, non-management Directors may receive equity-based compensation in the form of Deferred Share Units (notional shares) or Common Shares.

Effective January 1, 2011, the CGNR Committee implemented a deferred share unit plan. This plan, called the “Directors Deferred Share Unit and Common Share Payment Plan” (the “**DSU Plan**”), applies to non-management Directors of the Company.

Pursuant to the DSU Plan, eligible Directors may be awarded DSUs, or may elect instead to receive up to 100 percent of the award in Common Shares, in such numbers as may be awarded by the CGNR Committee from time to time. An election to receive Common Shares in lieu of DSUs lasts for one year and once made, is irrevocable for such year. If a Director elects to receive Common Shares, these Common Shares are purchased on the open market, on a quarterly basis, at the prevailing market price on the TSX for the Common Shares.

DSUs are credited quarterly to a DSU account for each eligible Director, at a fair market value based upon the volume weighted average trading price of the Common Shares on the TSX for the five trading days immediately prior to the date the DSUs are credited. The DSUs may not be redeemed until a Director has ceased to hold any position with the Company. Following the date the eligible Director ceases to hold any position with the Company, provided the Director is not a US taxpayer, he or she must elect within ten (10) days to either: (i) accept a lump sum payment, at the end of the 10 day election period, of an amount equal to the number of DSUs held multiplied by the volume weighted average trading price of the Common Shares on the TSX for the five trading days immediately prior to the date of settlement, adjusted for dividends (the “**Redemption Price**”); or (ii) receive three payments, each equal to 1/3 of the value of DSU's held multiplied by the applicable Redemption Price with the payments to be made on: (1) the earlier of October 31 or December 31 of the year of retirement; (2) March 31 of the year following the year of retirement; and (3) June 30 of the year following the year of retirement.

DSUs are regarded as equivalent to Common Shares for the sole purpose of evaluating a Directors' shareholdings in connection with the minimum shareholding requirement applicable to Directors. Once the minimum equity holding requirement is met by a Director, such Director can elect to take up to a maximum of 60 percent of the equity retainer in cash instead of DSUs or Common Shares.

The CGNR Committee may amend, suspend or terminate the DSU Plan at any time.

Approximately 42 percent of non-management Director's total compensation in 2024 was paid through the issuance of DSUs or Common Shares (2023 = 48 percent), and the remaining 58 percent was paid in cash (2023 = 52 percent).

The Company does not provide any non-equity incentive plan compensation to non-management Directors.

2024 Director Summary Compensation Table

The following table sets forth, for the year ended December 31, 2024, information concerning the compensation paid to Directors (other than Directors who are also NEOs, being Robert H. Geddes and N. Murray Edwards, whose compensation information is provided in Section 3 – Compensation Discussion and Analysis). No option-based awards or other non-equity incentive plan compensation was granted to non-management Directors. Directors did not receive any pension value.

Name	Fees Earned (\$)	Non-Cash Retainer (\$) ⁽¹⁾	Non-Cash Retainer Elected to Be Taken in Cash (\$) ⁽¹⁾	All Other Comp (\$) ⁽²⁾	Total Comp (\$)
Carson, Donna	67,500	100,000	—	—	167,500
Casswell, Gary W.	70,000	50,000	50,000	6,000	176,000
Haslam, Darlene J.	82,500	100,000	—	3,000	185,500
Howe, James B.	76,000	40,000	60,000	—	176,000
Kangas, Len O.	80,000	40,000	60,000	—	180,000
Moomjian, Jr., Cary A.	67,000	50,000	50,000	4,500	171,500
Ruud, Karl A.	65,500	100,000	—	—	165,500
Whitham, Barth E.	69,000	100,000	—	4,500	173,500
TOTAL:	577,500	580,000	220,000	18,000	1,395,500

(1) “**Non-cash retainer**” includes the DSU or Common Share award component of the Directors annual retainer, pursuant to the DSU Plan. The equity retainer values reported in the tables above and below have been rounded to the closest \$10,000.

- (i) **DSUs:** Eligible (non-employee) Directors who received DSUs in 2024 were credited such DSUs at the end of each fiscal quarter. Ms. Carson, Ms. Haslam, Mr. Ruud and Mr. Whitham received 100 percent of their equity retainer in DSUs or Common Shares; Mr. Casswell and Mr. Moomjian elected to receive 50 percent of their quarterly equity retainer in DSU or Common Shares, with 50 percent paid in cash; Mr. Howe and Mr. Kangas elected to receive 40 percent of their quarterly equity retainer in DSUs, with 60 percent paid in cash.

DSUs – 100 percent (Carson, Haslam and Ruud)			
Quarter Ended	Base Price (\$)	# of Units	Value (\$)
31-Mar-24	2.53	9,894	25,000
30-Jun-24	2.24	11,178	25,000
30-Sep-24	2.61	9,570	25,000
31-Dec-24	2.86	8,748	25,000
TOTAL:			100,000

Common Shares – 100 percent (Whitham)			
Quarter Ended	Base Price (\$)	# of Units	Value (\$)
31-Mar-24	2.62	9,552	25,000
30-Jun-24	2.30	10,869	25,000
30-Sep-24	2.65	9,434	25,000
31-Dec-24	2.91	8,591	25,000
TOTAL:			100,000

DSUs – 50 percent (Moomjian)			
Quarter Ended	Base Price (\$)	# of Units	Value (\$)
31-Mar-24	2.53	4,947	12,500
30-Jun-24	2.24	5,589	12,500
30-Sep-24	2.61	4,785	12,500
31-Dec-24	2.86	4,374	12,500
TOTAL:			50,000

Common Shares – 50 percent (Casswell)			
Quarter Ended	Base Price (\$)	# of Units	Value (\$)
31-Mar-24	2.62	4,781	12,500
30-Jun-24	2.30	5,436	12,500
30-Sep-24	2.65	4,718	12,500
31-Dec-24	2.91	4,296	12,500
TOTAL:			50,000

DSUs – 40 percent (Howe and Kangas)			
Quarter Ended	Base Price (\$)	# of Units	Value (\$)
31-Mar-24	2.53	3,957	10,000
30-Jun-24	2.24	4,471	10,000
30-Sep-24	2.61	3,828	10,000
31-Dec-24	2.86	3,499	10,000
TOTAL:			40,000

The pricing of the DSUs paid to Directors who received their equity retainer in the form of DSUs in 2024 is based on the volume weighted average trading price of the Common Shares on the TSX for the five trading days prior to the date the DSUs are credited.

- (2) “All other compensation” includes the travel allowance where applicable.

Directors Fees – Breakdown

The following table sets forth a detailed breakdown of the fees earned by our Directors (other than Directors who are also NEOs, being Robert H. Geddes and N. Murray Edwards, whose compensation information is provided in Section 3 – Compensation Discussion and Analysis) for the year ended December 31, 2024:

Name	Retainer Fees ⁽¹⁾ \$	Board Meetings \$	Committee Meetings \$	Travel Allowance \$	Equity Retainer ⁽²⁾ \$	Other ⁽³⁾ \$	Total \$
Carson, Donna	48,000	7,500	12,000	—	100,000	—	167,500
Casswell, Gary W.	50,500	7,500	12,000	6,000	50,000	50,000	176,000
Haslam, Darlene J.	63,000	7,500	12,000	3,000	100,000	—	185,500
Howe, James B.	55,000	7,500	13,500	—	40,000	60,000	176,000
Kangas, Len. O.	60,500	7,500	12,000	—	40,000	60,000	180,000
Moomjian, Jr., Cary A.	46,000	7,500	13,500	4,500	50,000	50,000	171,500
Ruud, Karl A.	46,000	7,500	12,000	—	100,000	—	165,500
Whitham, Barth E.	48,000	7,500	13,500	4,500	100,000	—	173,500
TOTAL:	417,000	60,000	100,500	18,000	580,000	220,000	1,395,500

- (1) Retainer amounts reported include the annual base cash retainer plus cash retainer amounts for committee chairs, committee membership and the Lead Director retainer.
- (2) See Note 1 to the Director Summary Compensation Table for a description of the calculation of the equity retainer, comprised of DSUs or Common Shares credited or paid to Directors in 2024. Subject to qualifying conditions, certain Directors elected to take a portion of their annual equity retainer in cash, or split between DSUs and Common Shares, as specified herein.
- (3) Non-cash retainer elected to be taken in cash.

Directors’ Outstanding Share-Based Awards

The following table sets forth, as at December 31, 2024, information concerning all 2024 share-based awards outstanding for all of our Directors, other than Directors who are also NEOs (whose compensation

information is provided in Section 3 – Compensation Discussion and Analysis). There are no options-based awards held by non-employee Directors.

Name	Share-Based Awards		
	# of Shares or Units of Shares That Have Not Vested ⁽¹⁾ (#)	Market or Payout Value of Share-Based Awards That Have Not Vested (\$)	Market or Payout Value of Vested Share-Based Awards Not Paid Out or Distributed ⁽²⁾ (\$)
Carson, Donna	—	—	117,382
Casswell, Gary W.	—	—	57,308 ⁽³⁾
Haslam, Darlene J.	—	—	117,382
Howe, James B.	—	—	46,950 ⁽⁴⁾
Kangas, Len O.	—	—	46,950 ⁽⁴⁾
Moomjian, Jr., Cary A.	—	—	58,691 ⁽⁵⁾
Ruud, Karl A.	—	—	117,382
Whitham, Barth E.	—	—	114,569 ⁽⁶⁾

1. Although DSUs vest immediately upon being credited to a participant's account, in accordance with the DSU Plan, DSUs cannot be redeemed until after retirement or other separation of service of the Director.
2. Calculated based on the closing price of the Common Shares on December 31, 2024 of \$2.98, multiplied by the accumulated number of DSUs or Common Shares credited to the Director on such date in respect of 2024, including DSU equivalents issued in lieu of cash dividends paid on the underlying Common Shares (if any), for the period from the grant date in 2024 to December 31, 2024, being a total of 169,075 DSUs (Carson - 39,390; Haslam - 39,390; Howe - 15,755; Kangas - 15,755; Moomjian - 19,695 and Ruud - 39,390) and 57,677 Common Shares (Casswell - 19,231 and Whitham - 38,446).
3. Pursuant to the Plan, Mr. Casswell elected to receive 50 percent of his quarterly equity retainer in Common Shares, with 50 percent paid in cash.
4. Pursuant to the Plan, Mr. Howe and Mr. Kangas elected to receive 40 percent of their quarterly equity retainer in DSUs, with 60 percent paid in cash.
5. Pursuant to the Plan, Mr. Moomjian elected to receive 50 percent of his quarterly equity retainer in DSUs, with 50 percent paid in cash.
6. Pursuant to the Plan, Mr. Whitham elected to receive 100 percent of his quarterly equity retainer in Common Shares.

The Company has not granted options to non-management Directors since 2007 and the amended Stock Option Plan approved by Shareholders at the annual and special meeting of the Shareholders held on May 20, 2009 no longer permits any such grants to non-management Directors.

Directors' Incentive Plan Awards – Value Vested or Earned During the Year

The only share-based awards granted by the Company to non-management Directors are pursuant to the DSU Plan, instituted in 2011 by the Company for Directors who are not also full-time employees of the Company. All of these awards vested on their credit or payment date. DSUs expire, at the latest, June 30 of the year following such Director ceasing to hold any positions in the Company. The value excludes dividend equivalents (if any) credited to such Director's DSU account, and dividends (if any) paid on Common Shares during the year ended December 31, 2024. No option-based awards or non-equity incentive plan compensation was granted to non-management Directors during the year ended December 31, 2024.

Name	Share-Based Awards – Value Vested During the Year (\$) ⁽¹⁾
Carson, Donna	102,541
Casswell, Gary W.	50,082
Haslam, Darlene J.	102,541
Howe, James B.	41,014
Kangas, Len O.	41,014
Moomjian, Jr., Cary A.	51,270
Ruud, Karl A.	102,541
Whitham, Barth E.	100,122

1. Calculated based on the closing price of the Common Shares on the credit date, multiplied by the number of DSUs or Common Shares credited. In 2024, Mr. Casswell elected to take 50 percent of his quarterly equity retainer in Common Shares (the remaining 50 percent was paid in cash). Mr. Howe and Mr. Kangas elected to take 40 percent of their quarterly equity retainer in DSUs (the remaining 60 percent was paid in cash); Mr. Moomjian elected to take 50 percent of his quarterly equity retainer in DSUs (the remaining 50 percent was paid in cash); Mr. Whitham elected to take 100 percent of his quarterly equity retainer in Common Shares.

DSUs – 100 Percent Election (Carson, Haslam and Ruud):			
Credit Date	Closing Price (\$)	Units Credited (#)	Value (\$)
31-Mar-24	2.59	9,894	25,625
30-Jun-24	2.28	11,178	25,486
30-Sep-24	2.65	9,570	25,361
31-Dec-24	2.98	8,748	26,069
TOTAL:		39,390	102,541

Common Shares – 50 Percent Election (Casswell):			
Credit Date	Closing Price (\$)	Units Credited (#)	Value (\$)
31-Mar-24	2.59	4,781	12,383
30-Jun-24	2.28	5,436	12,394
30-Sep-24	2.65	4,718	12,503
31-Dec-24	2.98	4,296	12,802
TOTAL:		19,231	50,082

DSUs – 40 Percent Election (Howe and Kangas)			
Credit Date	Closing Price (\$)	DSUs Credited (#)	Value Vested (\$)
31-Mar-24	2.59	3,957	10,249
30-Jun-24	2.28	4,471	10,194
30-Sep-24	2.65	3,828	10,144
31-Dec-24	2.98	3,499	10,427
TOTAL:		15,755	41,014

DSUs – 50 Percent Election (Moomjian)			
Credit Date	Closing Price (\$)	DSUs Credited (#)	Value Vested (\$)
31-Mar-24	2.59	4,947	12,813
30-Jun-24	2.28	5,589	12,743
30-Sep-24	2.65	4,785	12,680
31-Dec-24	2.98	4,374	13,035
TOTAL:		19,695	51,270

Common Shares – 100 Percent Election (Whitham):			
Credit Date	Closing Price (\$)	Units Credited (#)	Value (\$)
31-Mar-24	2.59	9,552	24,740
30-Jun-24	2.28	10,869	24,781
30-Sep-24	2.65	9,434	25,000
31-Dec-24	2.98	8,591	25,601
TOTAL:		38,446	100,122

SECTION 5 – STATEMENT OF CORPORATE GOVERNANCE PRACTICES

National Instrument 58-101 – *Disclosure of Corporate Governance Practices* (“**NI 58-101**”) requires that if management of an issuer solicits proxies from its security holders for the purpose of electing directors, that certain prescribed disclosure respecting corporate governance matters be included in its management information circular. The TSX also requires listed companies to provide, on an annual basis, the corporate governance disclosure which is prescribed by NI 58-101.

The Board of Directors of the Company is responsible for the overall stewardship and governance of the Company, and has put in place standards and benchmarks by which that responsibility can be measured.

Director Independence

The Board of Directors of the Company has determined that a majority of Directors (6 of the 8 Directors) standing for election are considered to be independent within the meaning of NI 58-101.

The CGNR Committee and the Board reviews annually the relationship that each Director has with the Company (either directly, or as a partner, shareholder or officer of an organization that has a relationship with the Company). Following this review, only those Directors who the Board and the CGNR Committee affirmatively determine have no direct or indirect material relationship with the Company will be considered independent directors.

The following table illustrates the independence status of each Director nominee:

Director	Independence Status	Basis for Determination of Non-Independence
Edwards, N. Murray (Chairman)	Non-independent	As a significant shareholder and as Chairman of the Company, Mr. Edwards has substantial influence from the Board of Director's perspective on the Company's business approach, strategies, practices and culture. Furthermore, Mr. Edwards, beneficially owns and controls 43,060,656 Common Shares, representing 23.3 percent of the issued and outstanding Common Shares as of March 20, 2025. In addition, Mr. Edwards holds debentures with a principal amount of \$18,650,000, which are convertible into 5,328,571 Common Shares, and 780,000 Options to acquire 780,000 Common Shares. On a partially diluted basis, assuming the conversion of Mr. Edwards' debentures and Options, Mr. Edwards will own or control (directly or indirectly) 49,169,227 Common Shares, or 25.8% of the issued and outstanding Common Shares as of March 20, 2025.
Carson, Donna	Independent	N/A
Casswell, Gary W.	Independent	N/A
Geddes, Robert H.	Non-independent	Mr. Geddes, President & Chief Operating Officer of the Company, is not considered to be an independent director due to his current role as an officer of the Company.
Haslam, Darlene J.	Independent	N/A
Kangas, Len O. (Lead Director)	Independent	N/A
Ruud, Karl A	Independent	N/A
Whitham, Barth E.	Independent	N/A

Outgoing directors Mr. James B. Howe and Mr. Cary A. Moomjian Jr. are also independent.

As noted above, the Board of Directors has determined that the Chairman of the Board of Directors, N. Murray Edwards and Robert H. Geddes, are not independent directors. The Board of Directors, in conjunction with the CGNR Committee has developed a broad mandate for the CGNR Committee (of which Mr. Edwards nor Mr. Geddes are not members). The mandate includes provisions addressing, managing and developing a more effective board and ensuring that the Board of Directors can function independently of management.

The Company's bylaws do not permit a second or casting vote by the Chairman in the event of a tie.

To provide additional leadership to its independent Directors, the Board of Directors encourages all Directors to add or propose agenda items to any Board of Directors meeting or to the meeting of any committee. Further, the Chairman of the CGNR Committee (who currently is also the Lead Director) acts as the chair for the "in-camera" session of each Board of Directors meeting, during which the independent Directors are provided with an opportunity to express views in the absence of members of management.

Lead Director

In 2013, the Board of Directors accepted a recommendation of the CGNR Committee and approved the establishment of a lead director role, who is an independent director, who is nominated by the CGNR Committee and appointed by the Board of Directors. This provides the Board with flexibility in determining who is best to lead the independent directors as circumstances dictate.

The Lead Director is charged with providing independent leadership to the Board in circumstances where the non-independent Chairman could potentially be in conflict, or at any other time the Board determines that leadership of a Lead Director is appropriate. Mr. Kangas currently serves as Lead Director.

Other Issuer Directorships

There is no formal limit placed on the number of public company directorships that a Director may have. However the Company's Directors are encouraged to consult with the CGNR Committee when considering any appointment to the board of another public company, so that such Committee may ensure that the Director's other commitments, including to such other proposed public board, do not interfere with the time commitment required by the Company's Board of Directors. Moreover, the Company's Code of Conduct prohibits a Director from acting as a director, officer or in any other role of any other entity engaged in the oil and gas drilling and/or service business and which competes directly or indirectly with any activity of the Company.

In addition to the foregoing, the Board's mandate does not specifically prohibit interlocking Board positions. The Board prefers to examine each situation on its own merits with a view to examining material relationships which may affect a Director's independence. There are no currently interlocking Board memberships among our Directors.

The CGNR Committee is of the view that each Director was in 2024, and will be for 2025, able to devote the time and resources necessary for the proper discharge of his or her duties as a Director. The table below sets forth the current directorships of other reporting issuers (or the equivalent) held by the Company's Director nominees:

Name of Director	Names of Other Reporting Issuers
Casswell, Gary W.	Northern Drilling Ltd. (Oslo Bors) ¹ Northern Ocean Ltd. (Oslo Bors)
Edwards, N. Murray	Canadian Natural Resources Limited (TSX, NYSE) Magellan Aerospace Corporation (TSX)
Whitham, Barth E.	Intrepid Potash Inc. (NYSE)

¹ Mr. Casswell ceased being a director on Northern Drilling Ltd. (Oslo Bors) during 2024.

"In Camera" Sessions of the Independent Directors

The agenda for each Board of Directors meeting and each committee meeting, whether regularly scheduled or specially convened, includes an "in-camera" session which takes place towards or at the end of each such meeting.

The "in-camera" sessions include only the independent Directors, absent the Directors who are members of management, being Robert H. Geddes, the President & Chief Operating Officer of the Company, N. Murray Edwards, the Company's Chairman, and any other member of management present at such Board of Directors or committee meeting.

The Lead Director acts as chairperson of each "in camera" session of the Board of Directors. The Lead Director or chairperson of each "in-camera" session reports any items of business that arose or

resolutions passed or proposed during such session to the Corporate Secretary of the Company immediately following each such “in-camera” session.

2024 Board and Committee Meeting Attendance

The overall average attendance for all meetings of the Board of Directors and its committees held in 2024 was 100 percent. The specific attendance record of each Director for all Board of Directors meetings and meetings of any committee of the Board of Directors for the financial year ended December 31, 2024 is set forth below:

Director	Board of Directors Meetings ⁽²⁾	Audit Committee Meetings ⁽²⁾	Comp. Committee Meetings ⁽²⁾	Corporate Governance, Nominations & Risk Committee Meetings ⁽²⁾	Health, Safety & Environment Committee Meetings ⁽²⁾	Overall Attendance
Edwards, N. Murray (Chairman) ⁽¹⁾	5/5	---	---	---	---	100%
Carson, Donna	5/5	4/4	---	4/4	---	100%
Casswell, Gary W.	5/5	---	---	4/4	4/4	100%
Geddes, Robert H. ⁽¹⁾	5/5	---	---	---	---	100%
Haslam, Darlene J.	5/5	4/4	---	---	4/4	100%
Howe, James B.	5/5	4/4	5/5	---	---	100%
Kangas, Len O.	5/5	---	---	4/4	4/4	100%
Moomjian, Jr., Cary A.	5/5	---	5/5	4/4	---	100%
Ruud, Karl A.	5/5	---	---	4/4	4/4	100%
Whitham, Barth E.	5/5	4/4	5/5	---	---	100%

1. As members of management, Mr. Edwards and Mr. Geddes may attend, and in practice do regularly attend, committee meetings but do not serve on any of the Committees of the Board of Directors.
2. In-camera meetings without Directors who are also members of management were held at the end of each Board and Committee meeting that took place in 2024. Directors in attendance at each of the meetings indicated in this table were also in attendance for the in-camera portion of such meetings.

Board Mandate

The Board of Directors have an obligation to oversee the conduct of the business of the Company and to supervise senior management who are responsible for the day-to-day conduct of the business. A copy of the mandate of the Board of Directors as revised and restated during 2024 is included in Schedule 1 at the end of this Circular.

The Company’s corporate governance guidelines state that the Board of Directors is responsible for the stewardship of the Company and supervising the management of the business and affairs of the Company. Accordingly, the Board of Directors, through its quarterly meetings and meetings of its committees, and through its directions to management and policies and resolutions of the Board, regularly reviews and supervises the business and affairs of the Company. In addition, the Board of Directors, in conjunction with senior management, determines the limits of management’s authority and responsibility and establishes and monitors the corporate objectives which management is responsible for meeting.

The Board of Directors has developed written position descriptions for the Chairman of the Board of Directors, the Chair of each Committee of the Board of Directors, and the President/Chief Operating Officer of the Corporation.

The Company does not have a named CEO. This role is delegated by the Board of Directors to the Executive Management Committee, currently composed of the senior executives of the Company acting in the following capacities: Chairman, President & Chief Operating Officer, Chief Financial Officer and the Executive Vice Presidents. Collectively, these positions carry the responsibilities normally associated with a CEO.

Committees and Committee Composition

The Board of Directors currently has four standing committees: the Audit Committee, CGNR Committee, the Compensation Committee and the HSE Committee. All Committees are composed entirely of independent Directors.

The CGNR Committee reviews the makeup of the Board and its Committees on an annual basis. This Committee then acts as a nominating committee to consider if and when new directors are to be proposed as additions to, or to fill vacancies of, the Board of Directors, having regard to the competencies, skills and personal qualities of the candidates and the members of the Board of Directors and their perception of the needs of the Company.

The Board of Directors periodically considers whether additional committees are required or whether the mandates of existing committees should be expanded to include additional areas of responsibility and consideration.

Director Skills and Experience

Directors are only nominated if they have an appropriate mix of skills, knowledge and business experience, and a history of achievement. This experience is critical for the Board to provide effective oversight and support our future growth.

The CGNR Committee has developed a skills and experience matrix, which is used to assess the composition of the Board and as a tool to assist in the assessment and recruitment of potential candidates for the Board of Directors.

The age, gender and diversity of current and prospective Directors are also considered in the matrix. The objective is to maintain a sufficient range of skills, expertise, experience and diversity necessary to enable the Board as a whole to carry out its responsibilities effectively.

In addition to the identified skills and experience qualifications, candidates must exhibit the highest degree of professionalism, integrity, values and independent judgment.

Skills & Experience	E d w a r d s (1)	C a r s o n	C a s s w e l l	G e d d e s	H a s l a m	K a n g a s	R u d	W h i t h a m
Board of Director Experience: Prior or current experience as a board member of a major organization (public, private or non-profit).	X	X	X	X	X	X	X	X
Senior Leadership Experience: Experience driving strategic insight and direction, achieving innovation and growth in a private, public or governmental institution.	X	X	X	X	X	X	X	X
Strategic Planning: Experience with planning, evaluating and implementing a strategic plan; demonstrated ability to focus on longer term goals and strategic outcomes.	X	X	X	X	X	X	X	X
Industry Specialist: Experience in oilfield services or oil and gas exploration and production; knowledge of customers, markets, operational challenges, strategies, regulatory matters and technology.	X	X	X	X	X	X	X	X
Financial Expertise: Executive experience in financial accounting, reporting and knowledge of other considerations and issues associated with auditing requirements of public companies; experience in corporate finance with demonstrated knowledge of debt and equity markets, M&A activities, tax, investor relations and insurance.	X	X			X			X
International Experience: Senior executive experience in an organization with global operations; understanding of cultural, political and regulatory requirements outside of North America.	X		X	X				
Compensation: Executive or board compensation committee experience, leading to a thorough understanding of compensation, benefits, incentives, equity and perquisites.	X		X	X				X
Human Resources: Executive or board experience in attracting, promoting, developing and retaining personnel, including succession planning and talent management.	X	X	X	X			X	X
Health, Safety, Environment: Understanding of industry regulations and requirements related to workplace health, safety and environment.	X		X	X		X	X	X
Legal: Experience in litigation, contracts, international legal systems and securities / capital markets regulatory framework.	X	X					X	

¹Chairman

Director Orientation

Under the Company's orientation program, senior management, along with certain Directors, provide orientation to new Directors. In addition, new Directors are provided background material regarding the Company that include, among other things, details on the Company's financial operating results, investor presentations, philosophy and policies, corporate management and legal structure, a list of all corporate divisions and their principal business activities and industry information. Field visits are arranged as appropriate.

The most recent orientations of new Directors took place in the fourth quarter of 2023, before Ms. Carson and Mr. Ruud joined the Board. Both Ms. Carson and Mr. Ruud were provided extensive materials and met in-person and in a virtual format with members of management and certain members of the Board of Directors in order to familiarize themselves with our industries, geographic regions of operation, assets and equipment, financial results, debt structure and balance sheet, vision and strategies, policies, governance practices, compensation structure, succession planning, insurance program and our budgeting and forecasting processes.

Director Continuing Education

At regularly scheduled meetings, the Board of Directors receives and discusses reports concerning the operations and financial results of the Company and each of its business segments. These reports provide Directors ongoing operational information relevant to market conditions and trends impacting short and long-term divisional results as well as investor relations activity.

Quarterly presentations are held on topics relevant to the Directors' understanding of the Company's business or their role as a Director, and to educate and inform them of relevant matters including in the following areas: industry changes, requirements and standards, business trends, challenges and opportunities, corporate governance and legal trends and issues, market analyses, and technological developments relevant to the industry.

Board of Directors meetings have occasionally been held at divisional offices to allow for a tour of the facilities and improve the Directors' general knowledge of the Company's business. Field visits are also periodically undertaken by Directors.

Further, strategic planning sessions are periodically held with the Board of Directors and senior executives. These sessions provide intensive additional detailed operational, market and business activity information to the Directors. A specific focus of these sessions is to provide a briefing on strategic issues affecting the Company, including a review of the competitive environment, industry trends, and the Company's performance relative to its peers, and to provide a forum for a review of the Company's perceived strengths, weaknesses, opportunities and threats.

These sessions, often in the context of a "working dinner", provide intensive additional detailed operational, market and business activity information to the Directors. They also serve as a means to acquaint the Directors with key management personnel.

A specific focus of these sessions often is to provide a briefing on strategic issues affecting the Company, including a review of the competitive environment, industry trends, and the Company's performance relative to its peers, and to provide a forum for a review of the Company's perceived strengths, weaknesses, opportunities and threats.

Certain Directors attend continuing education presentations through professional associations, industry associations, accounting firms and law firms. During 2024, the following such continuing education events were attended by the Directors listed:

Attendees	Course/Topic
Carson, Donna	<ul style="list-style-type: none"> • ICD - Audit Committee Effectiveness • Gov't of Alberta - Role of the Board Chair • Gov't of Alberta - Committees and Meetings • Women Get on Board - Audit Committee Effectiveness
Haslam, Darlene J.	<ul style="list-style-type: none"> • CPA Alberta - IFRS - Review of the Standards • ICD - Oversight of Cybersecurity in an Era of Digital Acceleration • Women Get on Board - Emerging Trends for Audit Committees in 2025
Moomjian, Jr., Cary A.	<ul style="list-style-type: none"> • IADC Contracts Committee Meetings • IADC Annual General Meeting
Whitham, Barth E.	<ul style="list-style-type: none"> • KPMG - Ethics & Artificial Intelligence: How Science Fiction Has Influenced Our Perception of AI • KPMG - M&A Update, Trends, Emerging Issues, and Outlook • KPMG - Accounting and Financial Reporting Update • KPMG - Cash Flow Unlocked: Mastering Working Capital for Financial Agility

In addition to the above table, Mr. Moomjian acquired information on industry issues as President of an associate member of the International Association of Drilling Contractors. He received an IADC Exemplary Service Award during 2024 and his longstanding contributions to the IADC were recognized in an article published in the March/April 2025 edition of Drilling Contractor magazine.

Furthermore, management provides quarterly reports to the HSE Committee regarding current issues, trends, regulatory requirements, risk areas and compliance programs.

Directors are also encouraged to identify their continuing education needs through a variety of means, including discussions with management and at Board and Committee meetings. Course and conference attendance on topics relevant to a Director's knowledge and skill set are encouraged and periodically attended. Management also periodically provides Directors newsletters and corporate or outside reports relevant to the Company's business, their committee responsibilities and investor relations. Directors also periodically conduct site visits.

Representatives of the external auditor of the Company are present at all meetings of the Audit Committee, providing a forum for discussion of any emerging trends, requirements and issues related to accounting and audit matters. Further, all Directors are invited to attend, and in practice regularly do attend, meetings of the Audit Committee. The CGNR Committee receives regular updates on corporate risks, governance trends and best practices from Management. The Compensation Committee receives periodic reports from Management regarding compensation programs and trends, succession planning and leadership development programs.

Director Term Limits

The Company's Board has not adopted a policy for term limits for Directors. A Director Retirement Policy has been in place for a number of years. The Board of Directors periodically reconsiders the retirement age. Effective in 2022, the policy provides that Directors who have reached age 78 may not, unless the

remaining Board members unanimously agree to a specific exception, stand for re-election as a Director of the Company.

Diversity Policy

The Company is committed to advancing women, and other individuals representing a diversity of backgrounds into leadership roles through its talent management, learning development, and succession planning processes. In support of this commitment, on March 1, 2018, the CGNR Committee recommended, and the Board adopted, a diversity policy for the Board. It provides that the CGNR Committee, which is responsible for recommending director nominees to the Board, will consider candidates on merit, based on a balance of skills, background, experience and knowledge. In identifying prospective new directors, the Committee will take into account diversity considerations such as gender, age and ethnicity, with a view to ensuring that the Board benefits from a broader range of perspectives and relevant experience.

The Company's Board of Directors supports the objectives of increasing diversity on boards of directors and at the executive levels of issuers and recognizes that gender and other diversity characteristics and backgrounds provide a depth and breadth of viewpoints and perspectives. In early 2018, the Board of Directors adopted a written "Board Diversity Policy", which outlines the Company's commitment to promoting a diverse board, in particular with respect to gender diversity and the identification and nomination of women directors.

The Board Diversity Policy reiterates the Company's commitment to a merit and qualifications-based method of selecting Directors. In considering candidates for both Board and executive officer appointments, the Board considers primarily skill, knowledge, experience, business requirements, gender, age and individual character, as it believes this approach is in the best interests of Shareholders. These characteristics in the current Board are also considered, to ensure that a range of characteristics and qualities are present in the Board as a whole. By continuing to foster opportunities for development and promotion at all levels, the Company's objectives of diversity are continually being pursued.

The Company has not adopted specific targets regarding the representation of women on its Board of Directors or in respect of executive officer appointments. While diversity is an important consideration, the Company cannot make a commitment to select a Board candidate or executive officer whose gender is a decisive factor above all other considerations. However, even before the adoption of the Board Diversity Policy, it considered the level of representation of women on the Board and in executive officer positions, in identifying and nominating candidates for election or re-election to the Board or appointment as an executive officer.

In accordance with this policy, the CGNR Committee considers the level of representation of women on the Board by overseeing the selection process and ensuring that sufficient numbers of women and other diverse candidates are included as candidates for Board of Directors consideration. Candidates are considered in the context of the skills matrix developed for the Board of Directors (described above) and planned retirements in accordance with our Director Retirement Policy (also described above). The CGNR Committee periodically reviews the policy to assess whether it is being effectively implemented and to review progress.

Currently, of the eight Directors being proposed for re-election, two are women (25 percent). One of the Company's current officers at the vice president level and above is a woman (five percent).

Ethical Business Conduct

The Company has developed a code of conduct (the "**Code of Conduct**") that includes such topics as employment standards, conflicts of interest, and the treatment of confidential information and trading in the Company's shares, to foster conduct of the Company's business in a consistently legal and ethical manner. Each Director, all employees, contractors and consultants are required to abide by the Code of Conduct as a condition of their employment or engagement with the Company. The Company has also developed a comprehensive anti-bribery and anti-corruption policy (the "**ABC Policy**") aimed at preventing and monitoring corruption and educating our workforce with respect to our commitment to full compliance with legal and ethical standards in this regard.

The CGNR Committee periodically reviews the Company's Code of Conduct and ABC Policy to ensure they address appropriate topics and comply with regulatory requirements. Any recommended changes are submitted to the Board of Directors for approval. The CGNR Committee approved and adopted certain amendments to the Code of Conduct in 2024. The next regularly scheduled review of the Code of Conduct is scheduled to take place in the third quarter of 2025.

The Company provides all employees with access to an employee handbook that includes links to the full text of the Code of Conduct and the ABC Policy on the Company's intranet. As part of our new employee on-boarding process, all new employees must complete a Code of Conduct e-learning module, and new employees in roles that potentially may be exposed to corruption or bribery (based on function and/or location of employment) must also complete an ABC Policy e-learning module. Existing employees as well as all members of the Board of Directors are required to complete these modules on either an annual basis (office personnel and Directors) or every three (3) years (field personnel).

Since 2015, each Director and employee has been required to complete, on an annual basis, an e-training module on the Code of Conduct. This e-training module contains an acknowledgement of understanding of the training and the Code of Conduct.

The Code of Conduct also requires Directors and employees to disclose any real or perceived conflict of interest as they arise. A link to the conflict of interest disclosure form is also included in the e-training module.

The Code of Conduct e-training module, the three-year review cycle of the Code of Conduct itself, the annual acknowledgments and conflict of interest disclosures, and the ABC Policy, are all overseen by the CGNR Committee. In addition, the CGNR Committee relies on management to further monitor compliance with the Code of Conduct.

In addition to the foregoing, the Company's Business Ethics Hotline provides a procedure for the submission of information by any Director, officer or employee relating to possible violations of the Code of Conduct, the ABC Policy or any other policy. Reports can also be made directly to the Chairman of the Audit Committee.

Since 2015, the Company has had in place an independent third party “Business Ethics Hotline” service provider for the purpose of receiving reports of violations of the Code of Conduct or any other policy. Reports can be made anonymously and confidentially online, by email, by mail and by phone in over 150 languages. Reports also can still be made directly to the Chairman of the Audit Committee.

The Chair of the Audit Committee oversees investigations of alleged breaches of the Code of Conduct together with management where appropriate. The Chair of the Audit Committee and the Company's General Counsel reports on Business Ethics Hotline activity to the Board of Directors on a quarterly basis.

No material change report was filed in 2024 or in 2025 up to the date hereof pertaining to any conduct of a Director or executive officer that constitutes a departure from the Code of Conduct.

The Code of Conduct is available on the Company's website (www.ensignenergy.com), on SEDAR+ at www.sedarplus.ca, or by contacting the Corporate Secretary of the Company at 400 – 5th Avenue S.W., Suite 1000, Calgary, Alberta, T2P 0L6.

Independent Judgment of Directors

Directors who are a party to or are a director or an officer of a person who is a party to a material contract or material transaction or a proposed material contract or proposed material transaction are required to disclose the nature and extent of their interest and not to vote on any resolution to approve the contract or transaction. Such Directors excuse themselves from that portion of the meeting. If required, an independent committee may be formed to deliberate on such matters in the absence of an interested party.

Nomination of Directors

The CGNR Committee (comprised entirely of independent directors) is responsible for identifying and recommending to the board new candidates for nomination to the Board of Directors, having regard to the competencies, skills and personal qualities of the candidates and the members of the Board of Directors, diversity, and a perception of the needs of the Company. From time to time, the CGNR Committee will make recommendations to the Board of Directors as to the appropriate size of the Board of Directors. In addition, the CGNR Committee will review annually and recommend to the Board of Directors the nomination of directors for election at the annual meeting of shareholders, the appointments to each committee of the Board of Directors and any changes to the terms of reference of such committees.

The CGNR Committee of the Board of Directors maintains a “skills matrix” to assist in identifying and evaluating potential new members of the Board of Directors against existing skills and experience on the Board. The “skills matrix” is reviewed and updated by the CGNR Committee on an ongoing basis.

See the section of this Circular above called “Director Skills and Experience”, where the current skills matrix is disclosed.

Director and Officer Compensation

The CGNR Committee and the Board of Directors periodically reviews the adequacy and structure of Directors' compensation to ensure that the level of compensation reflects the responsibilities, time commitment and risks involved in being an effective director. For further details, please see the section of this Circular entitled "Director Compensation".

The Compensation Committee establishes and reviews the Company's executive compensation policies and programs. For further detail, please see the section of this Circular entitled "Compensation Discussion & Analysis".

Board, Board Member and Committee Assessments

Regular assessments of the efficiency of the Board, its committees and individual Directors are conducted.

The responsibility for assessing the effectiveness of the Board of Directors as a whole, the committees of the Board of Directors and the contribution of individual Directors has been included in the mandate of the CGNR Committee. Assessments, including Director peer assessments, are conducted in alternating years by the CGNR Committee, as follows:

Year 1:	Peer Review	Outcome
Assessments by all Directors of their own performance as well as the performance of the other Directors, directed primarily at the following:	<ul style="list-style-type: none"> Effectiveness of the Chair of the Board of Directors and Committee Chairs; Contributions of individual Directors to the Board of Directors as a whole and to Committees; The apparent preparation of individual Directors for Board of Directors and Committee meetings; and The conduct of individual Directors in Board of Directors and Committee meetings. 	<ul style="list-style-type: none"> Full responses are reviewed by the CGNR Committee. A summary report is provided by the Chair of the CGNR Committee to the full Board of Directors.
Year 2:	Board Review	
Assessment by all Directors of the overall functioning of the Board of Directors and its Committees, and self-assessment of personal contributions, specifically:	<ul style="list-style-type: none"> Review, approval and monitoring of strategic and operating plans; Corporate compliance and controls; Review and approval of management performance and compensation; Review of succession planning; Advice and counsel to management; Selection and evaluation of Board candidates; Board practices generally; and Committee structure and performance. 	<ul style="list-style-type: none"> The CGNR Committee Chair follows up with individual Directors on any matters of concern raised in the assessment and takes action, as appropriate.

Assessments are conducted in the form of a confidential on-line questionnaire, aimed at facilitating fulsome responses, including qualitative responses and comments, and providing assurance as to the anonymity of the responses provided. The Chair of the CGNR Committee compiles the results of the annual assessments, including any qualitative comments, and provides a formal report, in a summary form, to this Committee and to the Board of Directors as a whole.

Areas of concern and suggestions for improvement raised by Directors in the assessments, whether with respect to individual Directors, the Board of Directors as a whole or its Committees, are highlighted and reviewed by the CGNR Committee. Trends are observed and strategies for improvement are discussed, with review and follow-up by the entire Board of Directors. Meetings are held between the Chair of the CGNR Committee and individual Directors (on an as-needed basis) to address any issues of concern brought forth in the above assessments.

Mandatory Share Ownership – Directors and Officers

The Company has adopted mandatory share ownership policies that apply to Directors and senior officers of the Company. Please see the sections of this Circular entitled “Particulars of Matters to be Acted Upon – Director Information Tables – Director Equity Ownership Requirement” and “Compensation Discussion and Analysis – Executive Equity Ownership Policy”, for details on requirements for mandatory equity ownership for Directors and senior officers, respectively.

As at December 31, 2024, each Director and senior officer subject to this policy meets (or is exempt from) the applicable requirement pursuant to these policies.

Communications Policy

The Board has a disclosure policy wherein it has delegated the communications function to the senior management of the Company. The President & Chief Operating Officer, the Chief Financial Officer and Investor Relations personnel generally handle shareholder communications. They also are responsible for all communications from and to the Company’s Shareholders, other stakeholders and the public generally.

Board Approvals and Structure

In addition to maintaining the powers it must retain by statute, significant business activities, actions and communications proposed to be taken or submitted for consideration by the Company are subject to approval by the Board of Directors.

Annual capital and operating budgets and significant changes, long range plans, the annual management information (proxy) circular, the annual information form, major changes in the organizational structure of the Company, annual and quarterly financial statements and earnings releases, major acquisition and disposition transactions, major financing transactions involving the issuance of shares, debt securities and other securities, major banking relationships, dividends, long-term contracts with significant cumulative financial commitments, appointment of officers and succession plans for Directors and senior officers are all subject to approval by the Board of Directors.

SECTION 6 – STOCK OPTION PLAN

In 1997, the Shareholders approved the establishment of a stock option plan (the “**Plan**”). Pursuant to the Plan, the Company is permitted to grant options (“**Options**”) from time-to-time to officers and other employees of the Company and its subsidiaries. Since the initial approval of the Plan, periodic amendments have been made, as follows:

- 2001: Shareholders approved an amendment to the Plan to provide all current option holders the right to elect to receive Common Shares or a direct cash payment in exchange for Options exercised. This

amendment to the Plan was designed to balance the need for a long-term compensation program to retain employees and the concerns of Shareholders regarding the dilution caused by stock options.

- **2005:** Shareholders approved an amendment to the Plan to delete the reference to a maximum number of Common Shares issuable or reserved pursuant to the Plan and provide the maximum number of Common Shares issuable pursuant to the Plan shall be equal to 10 percent of the outstanding Common Shares. Any increase in the issued and outstanding Common Shares will result in an increase in the available number of Common Shares issuable under the Plan, and any exercise of Options will make new grants available under the Plan.
- **2009:** Shareholders again approved certain amendments to the Plan, which were proposed by the Board of Directors in light of trends in corporate governance and the objective of providing principled executive compensation. The primary amendments approved by Shareholders on that date were: (i) to prescribe a fixed maximum number of Common Shares of 15,300,000 to be set aside and reserved for the granting of stock options under the Plan; (ii) to fix the number of Common Shares issuable under the Plan in any calendar year at two percent of the then outstanding Common Shares; (iii) to eliminate the eligibility of non-management members of the Board of Directors to receive grants of stock options; (iv) to extend the expiry date of a stock option which would otherwise expire during a blackout period for a period of 10 business days after the blackout period ends; and (v) to provide for the Board of Directors to amend, modify or discontinue the Plan or any stock options granted thereunder. Shareholder approval is required to: (a) increase the maximum number of 15,300,000 Common Shares reserved for issuance; (b) reduce the exercise price of or cancel and re-issue any stock option; (c) extend the expiry dates on any outstanding stock option; (d) allow non-management directors to be eligible for the grant of stock options; (e) permit transfers (or assignments) of stock options except for estate settlement purposes; or (f) increase the number of Common Shares issuable to insiders beyond the current restrictions.
- **2017:** The Compensation Committee approved certain “housekeeping” amendments to the Plan. Shareholder approval of these amendments was not required.

The Plan specifies that in the event of a change of control of the Company, Options granted to executive officers do not automatically vest unless the employment of such executive officer is also actually or constructively terminated within 12 months of the change of control event.

Other features of the current Plan are as follows:

- Eligible participants include officers and key employees of the Company.
- The number of Common Shares issuable (or reserved for issuance) to insiders will not exceed five percent of the outstanding Common Shares.
- The number of Common Shares issuable (or reserved for issuance) to any one optionee will not exceed five percent of the outstanding Common Shares.
- The number of Common Shares, together with all of the Company’s other previously established or proposed share compensation arrangements:
 - o issuable (or reserved for issuance) to insiders at any time will not exceed 10 percent of the outstanding Common Shares;
 - o which may be issued to insiders within a one-year period will not exceed 10 percent of the outstanding Common Shares; and

- o which may be issued to any one insider and such insider's associates within a one-year period will not exceed five percent of the outstanding Common Shares.
- The exercise price of Options granted will be the closing price per Common Share on the Toronto Stock Exchange on the last trading day preceding the date of grant of the Options.
- Options granted pursuant to the Plan have a term not exceeding 10 years and have generally been issued on the basis of vesting equally over five years.
- In case of cessation of employment of an optionee, Options are exercisable within 90 days from such cessation.
- In case of death of an optionee, Options may be exercised by the personal representatives of heirs of the deceased optionee within 90 days from the date of death.
- Options are non-assignable.

For details on the treatment of Options on an employee's termination, see "Compensation Discussion and Analysis – Termination and Change of Control Benefits". The Company does not provide financial assistance to participants under the Plan to facilitate the purchase of securities under the Plan, including on exercise of Options.

The Board of Directors believes that granting of stock options is and should be used by the Company to augment the overall compensation package offered to its employees. The Company has a long-standing policy of awarding stock options to executive officers and employees, assisting the Company in providing compensation packages that are competitive with its industry peer group.

The Plan also constitutes a principal component in the compensation arrangements for the executives and employees of the Company, aiding in the recruitment and retention of skilled, knowledgeable and dedicated staff. The Board of Directors and its Compensation Committee believe this established policy of awarding stock options aligns executives and employees with shareholders and meets the Company's business objectives, specifically those of retention and competitive compensation, balanced by the overriding principle that outstanding options and the ability to grant additional options should be compatible with reasonable dilution thresholds.

The Board of Directors is of the view that the Options provide an incentive to all recipients to ensure they are striving to maximize shareholder value.

Equity Compensation Plan Information As At December 31, 2024

Plan Category	# of Securities to be Issued Upon Exercise of Outstanding Options, Warrants and Rights	Weighted-Average Exercise Price of Outstanding Options, Warrants and Rights	# of Securities Remaining Available for Future Issuance Under Equity Compensation Plans
Equity compensation plans approved by security holders	5,257,450	2.82	9,194,985
Equity compensation plans not approved by security holders	Nil	Nil	Nil

The Plan is the only equity compensation plan of the Company. From time to time, stock appreciation rights ("SARs") are granted to certain employees of the Company in lieu of stock options, where such

employee's jurisdiction of residence or taxation makes the receipt of stock options undesirable. All SARs granted are subject to the same general conditions and restrictions as set forth in the Plan, with the exception of any right or ability to exercise the SAR for Common Shares (SARs may only be exercised for cash). The number of securities to be issued upon exercise of outstanding Options, as of December 31, 2024, represented 2.85 percent of the total number of Common Shares issued and outstanding as of that date (2023 – 2.56 percent; 2022 – 2.32 percent).

The Plan provides a fixed maximum number of Common Shares of 15,300,000 to be set aside and reserved for the granting of stock options under the Plan (8.28 percent of the issued and outstanding Common Shares of the Company as at December 31, 2024), of which 9,194,985 remain available for issuance (4.98 percent of the issued and outstanding Common Shares of the Company as at December 31, 2024).

In 2024, 1,568,500 Options were granted pursuant to the Plan (2023 – 1,626,000). This represented 0.85 percent of the issued and outstanding Common Shares as of December 31, 2024 (2023 – 0.88 percent). The stock option annual grant rate over the past three years is as follows:

Year	# of Common Shares Issued and Outstanding as at January 1	# of Options Granted During the Year	Options Granted During the Year as a % of Issued and Outstanding Common Shares for the Year (Burn Rate)
2024	184,366,730	1,568,500	0.85%
2023	184,314,130	1,626,000	0.88%
2022	163,125,358	1,491,425	0.91%

The Company's annual "burn rate" (as described in Section 613(p) of the TSX Company Manual) for the past three years, calculated by dividing the number of stock options granted in the fiscal year by the weighted average number of outstanding shares for the year, is as shown in the table above. The burn rate is subject to change from time to time based on the number of options granted and the total number of Common Shares issued and outstanding. As noted elsewhere in this Circular, commencing in 2018, the annual award of stock options (and including stock appreciation rights) that may be approved by the Compensation Committee in any fiscal year is capped at one percent of the Company's issued and outstanding Common Shares as of the end of each fiscal year.

SECTION 7 – OTHER INFORMATION

Voting Securities and Principal Holders Thereof

The record date for determination of the holders of Common Shares entitled to notice of and to vote at the Meeting is March 20, 2025. As at March 20, 2025, there were 184,695,080 Common Shares issued and outstanding. Each Shareholder or his or her proxy represented at the Meeting will be entitled to one vote for each Common Share held by such Shareholder.

The following are the only persons known to the Directors and executive officers of the Company to beneficially own, or exercise control or direction over, directly or indirectly, 10 percent or more of the outstanding voting securities of the Company as at March 20, 2025:

Name	Number of Voting Securities Owned, Directly or Indirectly, or Over Which Control or Direction is Exercised ⁽¹⁾	Percentage of Outstanding Voting Securities So Owned, Controlled or Directed
Edwards, N. Murray St. Moritz, Switzerland	43,060,656 Common Shares ⁽²⁾	23.3%
Fairfax Financial Holdings Limited Toronto, Canada	36,549,319 Common Shares ⁽³⁾	19.8%

¹ Based on the most recent public filings of such person filed on the System for Electronic Disclosure by Insiders at www.sedi.ca

² In addition, Mr. N. Murray Edwards holds unsecured subordinated convertible debentures ("**Convertible Debentures**") in an amount equal to \$18,650,000, which are convertible into 5,328,571 Common Shares, and 780,000 options to acquire 780,000 Common Shares. On a partially diluted basis, assuming the conversion of Mr. Edwards' Convertible Debentures and options, Mr. Edwards will own or control (directly or indirectly) 49,169,227 Common Shares, or 25.8% of the issued and outstanding Common Shares.

³ In addition, Fairfax Financial Holdings Limited holds Convertible Debentures in an amount equal to \$4,200,000. The Convertible Debentures are convertible into 1,200,000 Common Shares which, if converted in full, would result in Fairfax Financial Holdings Limited holding 37,749,316 Common Shares or 20.3% of the Common Shares currently issued and outstanding (assuming only the conversion of Fairfax Financial Holdings Limited's Debentures).

Interest of Informed Persons in Material Transactions

Management of the Company is not aware of any other material interest, direct or indirect, of any informed person of the Company, any nominee for director of the Company, or any associate or affiliate of any informed person or proposed director, in any transaction since the commencement of the Company's most recently completed fiscal year or in any proposed transaction which has materially affected or would materially affect the Company or any of its subsidiaries, other than as disclosed herein.

Indebtedness of Directors and Executive Officers

No individual who is, or at any time during the most recently completed financial year of the Company was, a director, executive officer, or employee of the Company (or a former director, executive officer or employee of the Company), nor any proposed nominees for election as a director of the Company, nor any associate of any one of them: (a) is, or at any time since the beginning of the most recently completed financial year of the Company has been, indebted to the Company or any of its subsidiaries; or (b) was indebted to another entity, which such indebtedness is, or was at any time during the most recently completed financial year of the Company, the subject of a guarantee, support agreement, letter of credit, or other similar arrangement or understanding provided by the Company or any of its subsidiaries.

Management Contracts

During the financial year ended December 31, 2024, no management functions of the Company were to any substantial degree performed by a person or company other than the directors or executive officers (or private companies controlled by them, either directly or indirectly) of the Company.

Other Matters

Management of the Company knows of no amendment, variation or other matter to come before the Meeting other than those set forth in the Notice. If other matters properly come before the Meeting, the accompanying proxy will be voted on such matters in accordance with the best judgment of the person or persons voting the proxy.

Additional Information

Additional information relating to the Company is available on SEDAR+ at www.sedarplus.ca.

Financial information and disclosures regarding forward looking statements are provided in the Company's comparative consolidated financial statements and management's discussion and analysis ("MD&A") for the fiscal year ended December 31, 2024. Shareholders may request copies of the Company's consolidated financial statements and MD&A by contacting:

ENSIGN ENERGY SERVICES INC.

400 – 5th Avenue S.W., Suite 1000

Calgary, Alberta T2P 0L6

Attention: Investor Relations

Telephone (403) 262-1361

Fax (403) 262-8215

Website: www.ensignenergy.com



SCHEDULE 1 BOARD OF DIRECTORS MANDATE

Approved by: Board of Directors

Current Revision Date: February 29, 2024

Role and Objectives:

The Board of Directors (the “**Board**”) of Ensign Energy Services Inc. (the “**Corporation**”) is responsible for the stewardship of the Corporation. In discharging its responsibility, each director on the Board will exercise the care, diligence and skill that a reasonably prudent person would exercise in comparable circumstances and will act honestly and in good faith with a view to the best interests of the Corporation. In general terms, the Board will:

- (a) review, discuss and approve the Corporation’s strategic planning and organizational structure, in consultation with senior management of the Corporation, where appropriate;
- (b) supervise the management of the business and affairs of the Corporation while delegating to senior management the responsibility for day-to-day management of the Corporation;
- (c) discharge the duties imposed on the Board by applicable laws, the governing documents of the Corporation, this Mandate, and the Board committee mandates; and
- (d) for the purpose of carrying out the foregoing responsibilities, take such actions as the Board deems necessary or appropriate.

Meetings:

1. The agenda of the Board meeting will be prepared under supervision of the chairperson of the Board (the “**Chair**”), working with the secretary, and, whenever reasonably practicable, circulated to each director prior to each meeting.
2. The Board shall meet at least four times per year and/or as deemed appropriate by the Chair.
3. Minutes of all Board meetings shall be taken by the secretary of the meeting and approved by the Board. The minutes of the meetings shall accurately record the discussions and decisions of the Board and shall be distributed to all directors in advance of meetings whenever possible.
4. The President may be present at all meetings of the Board.
5. Vice-Presidents and such other staff as deemed appropriate by the Chair shall attend all or portions of meetings.

Delegation

6. Subject to limits set out in the *Business Corporations Act* (Alberta), the Board may delegate its duties to, and receive reports and recommendations from, any committee of the Board.
7. Subject to limits set out in the *Business Corporations Act* (Alberta) and other applicable laws and stock exchange rules, the Board may delegate to the officers of the Corporation power to manage the business and affairs of the Corporation.

Mandate and Responsibilities of the Board:

The Board’s primary roles are overseeing both corporate performance and the quality, depth and continuity of management required to pursue the Corporation’s strategic objectives. Without limiting the generality of the foregoing, the Board’s principal duties may include the following activities, some of which may be delegated to Board Committees in whole or part:

Strategic Direction, Operating and Capital Plans:

8. Oversee, review, question and approve the mission of the Corporation and its strategy, objectives and goals, taking into account the opportunities available to the Corporation, the potential risks it faces and the Corporation's risk appetite.
9. Approve the Corporation's annual operating and capital expenditure budgets, which shall be proposed by management.
10. Approve issuances of additional common shares or other securities.

Risk Management:

11. Oversee the Corporation's systems for identifying, monitoring, and managing the operational, legal and commercial risks in the conduct of the Corporation's business and operations in order to balance the risks and returns.
12. Approve policies and procedures designed to further the Corporation's endeavors to act responsibly and in compliance with applicable laws, rules, and regulations.

Management and Organization:

13. Oversee the appointment of all executive officers of the Corporation, including the President.
14. Oversee succession planning for the President and senior management of the Corporation.
15. Approve any proposed significant change in the management or organizational structure of the Corporation.
16. Approve any retirement plans for officers and employees of the Corporation.

Communications and Reporting:

17. Oversee timely, accurate and regular disclosure and reporting of the financial performance of the Corporation to shareholders, other security holders, and the investment community.
18. Monitor and support the Corporation's investor relations activities.

Finances and Controls:

19. Monitor the appropriateness of the Corporation's debt financing, capital and financial structure and approve changes thereto.
20. Oversee management's implementation and maintenance of the Corporation's internal control and information systems.
21. Delegate to senior management the authority for expenditures and transactions, subject to specified limits beyond which Board approval would be required.

Corporate Responsibility and Ethics:

22. Support a culture of integrity and responsible stewardship, including compliance with the Corporation's related policies.

Governance:

23. Approve the Corporation's approach to corporate governance, including this Mandate, the mandates of the Board's committees and facilitate the continuity, effectiveness, and independence of the Board, including by way of example:
 - a. overseeing succession planning for the Board and selection of candidates for election to the Board;
 - b. approving the appointment of directors to the audit committee and the other committees of the Board, from time to time;
 - c. conducting regular (and not less than biennial) assessments of the Board as a whole, the committees of the Board, the contribution of each individual director and the Chair, Lead Director and committee chairpersons; and
 - d. approving the Corporation's approach to director compensation and protection.
24. Oversee structures and procedures, including the appointment of a Lead Director (if applicable), to enable the Board to exercise independent judgment and make decisions on director independence.
25. Delegate to the Board committees oversight of specific matters.

General:

26. Review, reassess and modify the adequacy of this Mandate and the Mandates of Board Committees periodically.

ensignenergy.com

[drilling](#) | [directional drilling](#) | [drilling solutions](#) | [well servicing](#) | [rentals](#)